



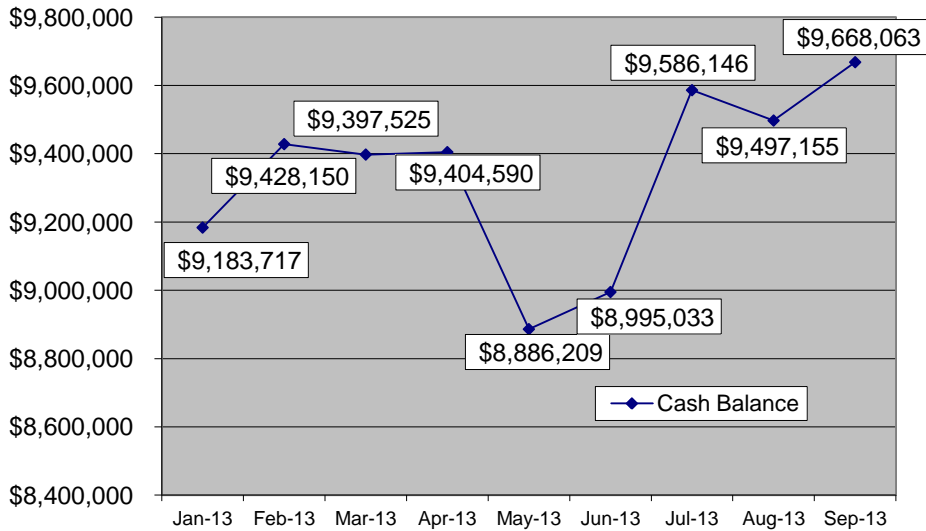
**Monthly Financials**  
**for the Month of**  
**September 2013**

**CITY OF DALLAS**  
**Cash Report**  
**For the Period Ending September 30, 2013**

Cash on hand	\$ 645
Cash in Investments	8,307,344
Cash in Bank	1,360,074
Total Cash Balance as of 9/30/2013	<u>\$ 9,668,063</u>

Restricted/Committed	\$ 6,859,076
Unrestricted	2,808,988
	<u>\$ 9,668,063</u>

Cash Balance



Investment Breakdown

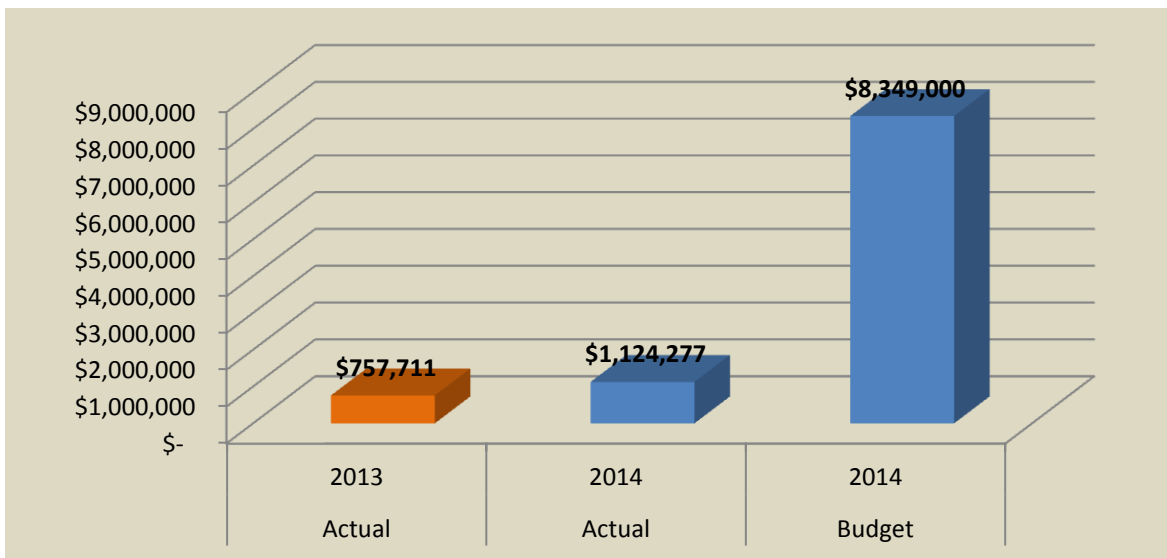
	<u>Ending Bal</u>	<u>Interest YTD</u>
LGIP	\$ 7,129,238	\$ 9,751
Wells Fargo Savings	1,178,106	\$ 89
	<u>\$ 8,307,344</u>	<u>\$ 9,840</u>



**City of Dallas**  
**Monthly Financials**  
**September 2013**

**General Fund Revenue**

Description	Year-to-Date		Budget 2014	Budget Remaining	Percent Collected
	Actual 2013	Actual 2014			
Licenses, Permits and Fees	\$ 261,089	\$ 331,719	\$ 1,379,000	\$ 1,047,281	24.1%
Fines and Forfeitures	25,293	24,330	155,000	130,670	15.7%
Recreation Fees	123,438	122,632	461,000	338,368	26.6%
Library Fees	19,915	20,273	75,000	54,727	27.0%
Property Taxes	75,576	79,964	3,444,000	3,364,036	2.3%
Miscellaneous Taxes	18,620	40,221	225,000	184,779	17.9%
Franchise Fees	201,414	191,971	1,105,000	913,029	17.4%
Inter-governmental	-	-	187,000	187,000	0.0%
Miscellaneous Revenue	2,271	7,501	43,000	35,499	17.4%
Interest Earnings	-	1,551	15,000	13,449	10.3%
Transfers	30,095	304,115	1,260,000	955,885	24.1%
	<b>\$ 757,711</b>	<b>\$ 1,124,277</b>	<b>\$ 8,349,000</b>	<b>\$ 1,516,319</b>	<b>13.5%</b>



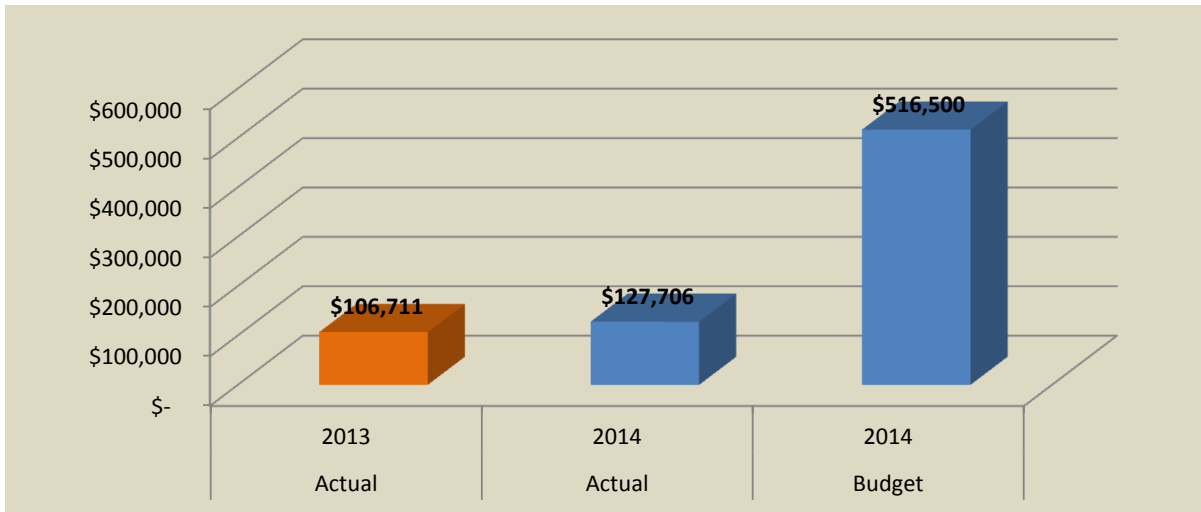
**25% Through the Fiscal Year**

**City of Dallas**  
**Monthly Financials**  
**September 2013**

**Department: Administration**

Description	Year-to-Date		Budget 2014	Budget Remaining	Percent Spent
	Actual 2013	Actual 2014			
Personal Services	\$ 76,961	\$ 100,918	\$ 376,000	\$ 275,082	26.8%
Materials and Supplies	29,750	26,789	140,500	113,711	19.1%
	<b>\$ 106,711</b>	<b>\$ 127,706</b>	<b>\$ 516,500</b>	<b>\$ 388,794</b>	<b>24.7%</b>

There are no capital expenditures budgeted in this department.



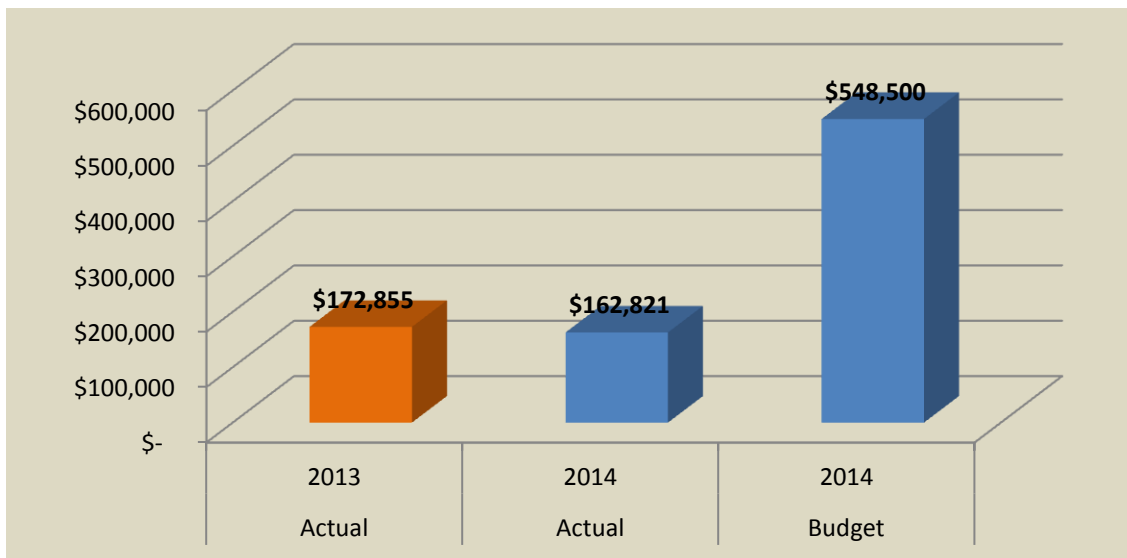
**25% Through the Fiscal Year**

**City of Dallas**  
**Monthly Financials**  
**September 2013**

**Department: Finance**

Description	Year-to-Date		Budget 2014	Budget Remaining	Percent Spent
	Actual 2013	Actual 2014			
Personal Services	\$ 82,490	\$ 87,838	\$ 361,000	\$ 273,162	24.3%
Materials and Supplies	90,365	74,983	187,500	112,517	40.0%
	<b>\$ 172,855</b>	<b>\$ 162,821</b>	<b>\$ 548,500</b>	<b>\$ 385,679</b>	<b>29.7%</b>

There are no capital expenditures budgeted in this department.



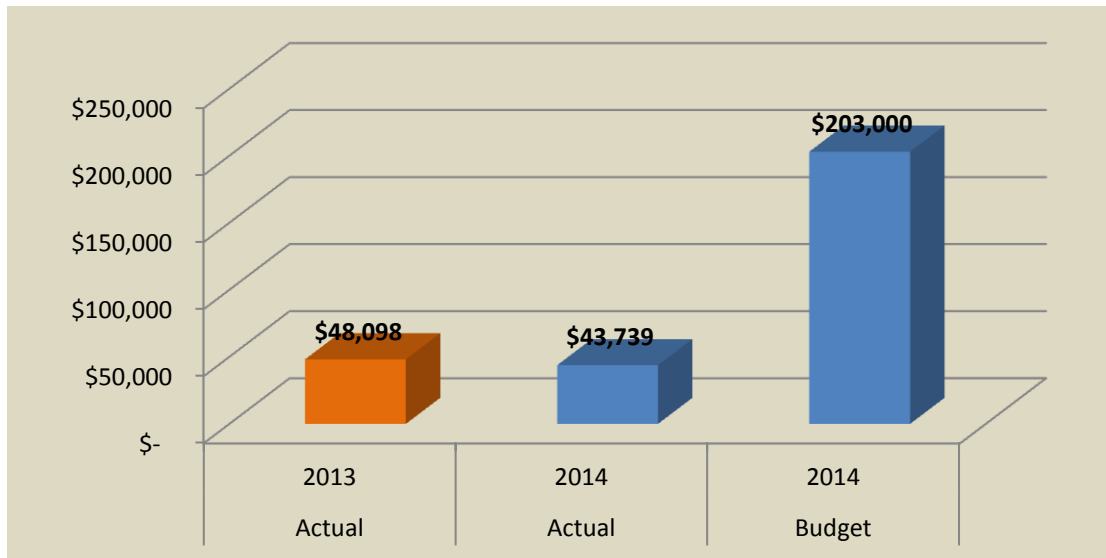
**25% Through the Fiscal Year**

**City of Dallas**  
**Monthly Financials**  
**September 2013**

**Department: Facilities**

Description	Year-to-Date		Budget 2014	Budget Remaining	Percent Spent
	Actual 2013	Actual 2014			
Personal Services	\$ 27,641	\$ 28,136	\$ 121,000	\$ 92,864	23.3%
Materials and Supplies	20,457	15,604	67,000	51,396	23.3%
Capital Outlay	-	-	15,000	15,000	0.0%
	<b>\$ 48,098</b>	<b>\$ 43,739</b>	<b>\$ 203,000</b>	<b>\$ 159,261</b>	<b>21.5%</b>

Capital Expenditures: HVAC system for Carnegie Building - \$15,000



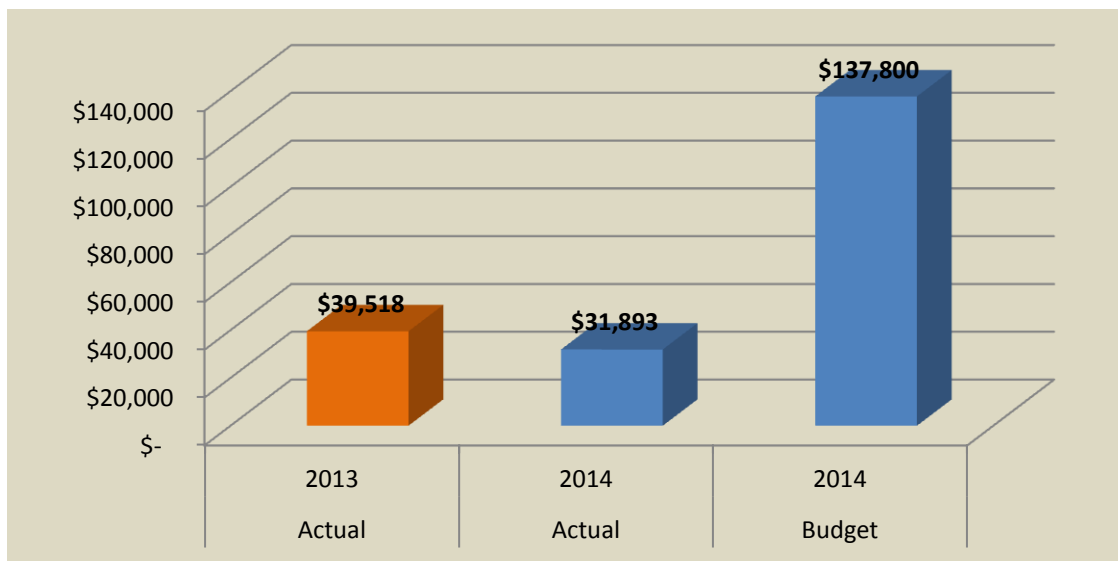
**25% Through the Fiscal Year**

**City of Dallas**  
**Monthly Financials**  
**September 2013**

**Department: Municipal Court**

Description	Year-to-Date	Year-to-Date	Budget 2014	Budget Remaining	Percent Spent
	Actual 2013	Actual 2014			
Personal Services	\$ 34,623	\$ 25,749	\$ 108,500	\$ 82,751	23.7%
Materials and Supplies	4,895	6,144	29,300	23,156	21.0%
	<b>\$ 39,518</b>	<b>\$ 31,893</b>	<b>\$ 137,800</b>	<b>\$ 105,907</b>	<b>23.1%</b>

There are no capital expenditures budgeted in this department.



**25% Through the Fiscal Year**

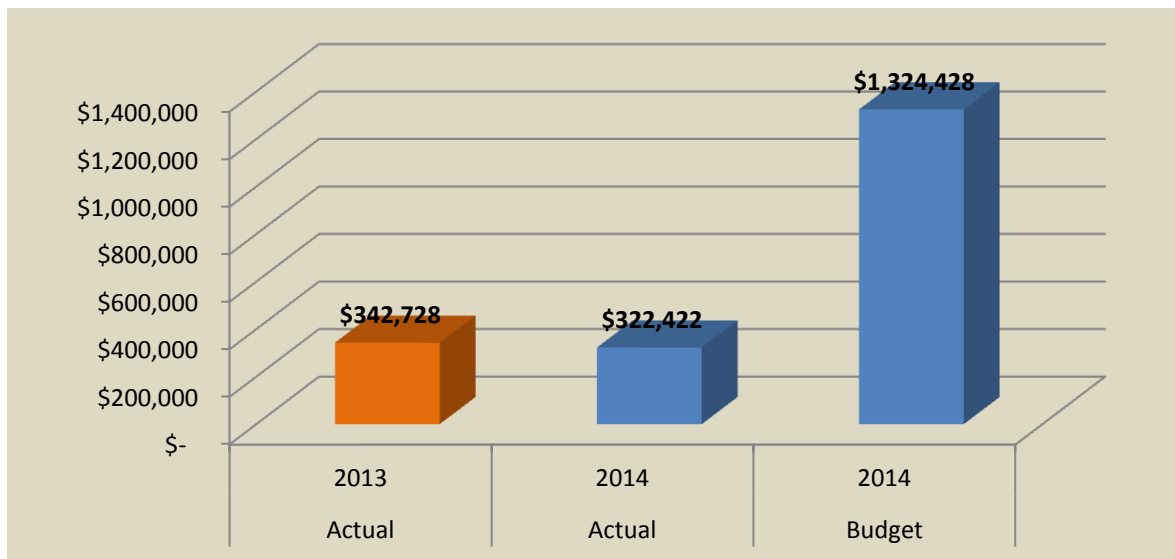


**City of Dallas**  
**Monthly Financials**  
**September 2013**

**Department: Ambulance**

Description	Year-to-Date	Year-to-Date	Budget 2014	Budget Remaining	Percent Spent
	Actual 2013	Actual 2014			
Personal Services	\$ 240,400	\$ 226,918	\$ 927,000	\$ 700,082	24.5%
Materials and Supplies	91,239	84,540	320,125	235,585	26.4%
Capital Outlay	3,589	3,464	10,000	6,536	34.6%
Debt Service	-	-	37,303	37,303	0.0%
Transfers	7,500	7,500	30,000	22,500	25.0%
	<b>\$ 342,728</b>	<b>\$ 322,422</b>	<b>\$ 1,324,428</b>	<b>\$ 1,002,006</b>	<b>24.3%</b>

Capital Expenditures: Replacement of medical equipment - \$7,000  
 Replacement of turnouts - \$3,000



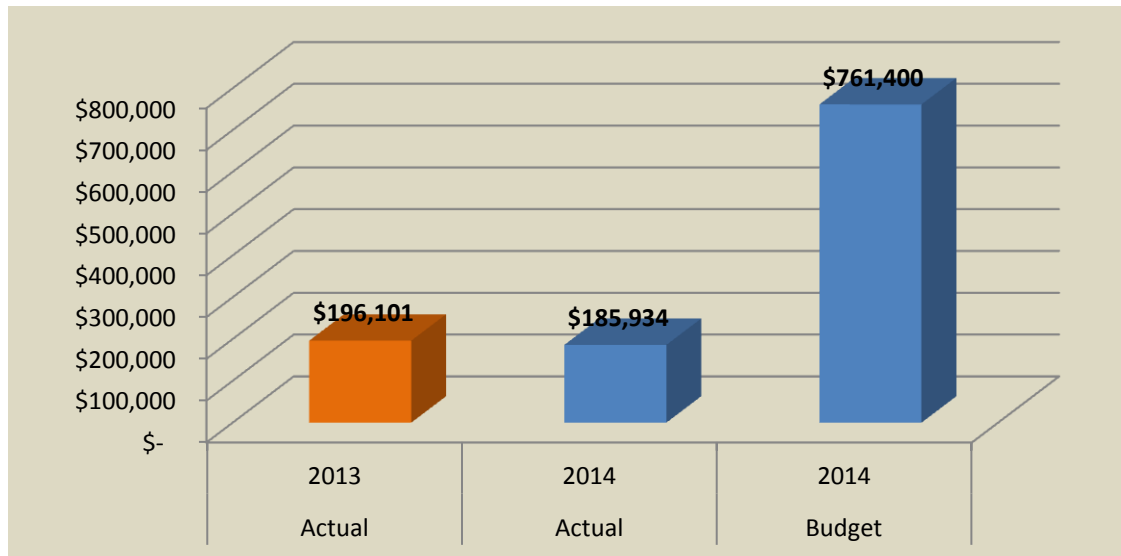
**25% Through the Fiscal Year**

**City of Dallas**  
**Monthly Financials**  
**September 2013**

**Department: Fire**

Description	Year-to-Date	Year-to-Date	Budget 2014	Budget Remaining	Percent Spent
	Actual 2013	Actual 2014			
Personal Services	\$ 118,499	\$ 105,398	\$ 421,000	\$ 315,602	25.0%
Materials and Supplies	62,204	60,866	273,000	212,134	22.3%
Capital Outlay	8,048	12,320	38,000	25,680	32.4%
Transfers	7,350	7,350	29,400	22,050	25.0%
	<b>\$ 196,101</b>	<b>\$ 185,934</b>	<b>\$ 761,400</b>	<b>\$ 575,466</b>	<b>24.4%</b>

Capital Expenditures:                      Replacement of equipment - \$8,000  
    Replacement of turnouts - \$30,000



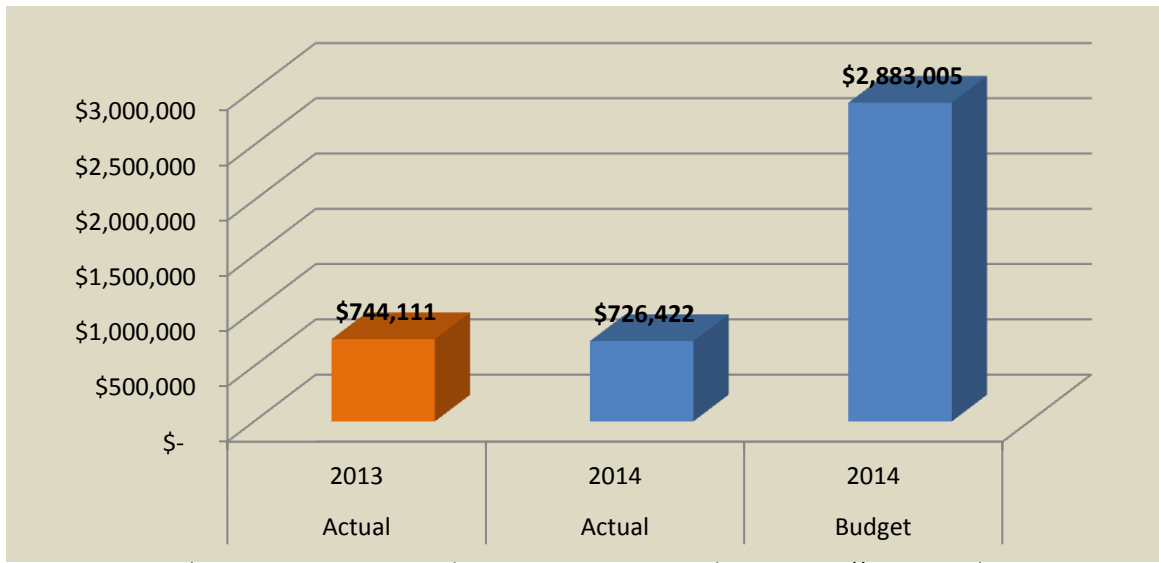
**25% Through the Fiscal Year**

**City of Dallas**  
**Monthly Financials**  
**September 2013**

**Department: Police**

Description	Year-to-Date	Year-to-Date	Budget 2014	Budget Remaining	Percent Spent
	Actual 2013	Actual 2014			
Personal Services	\$ 631,792	\$ 609,056	\$ 2,445,000	\$ 1,835,944	24.9%
Materials and Supplies	105,569	110,616	411,005	300,389	26.9%
Transfers	6,750	6,750	27,000	20,250	25.0%
	<b>\$ 744,111</b>	<b>\$ 726,422</b>	<b>\$ 2,883,005</b>	<b>\$ 2,156,583</b>	<b>25.2%</b>

There are no capital expenditures budgeted in this department.



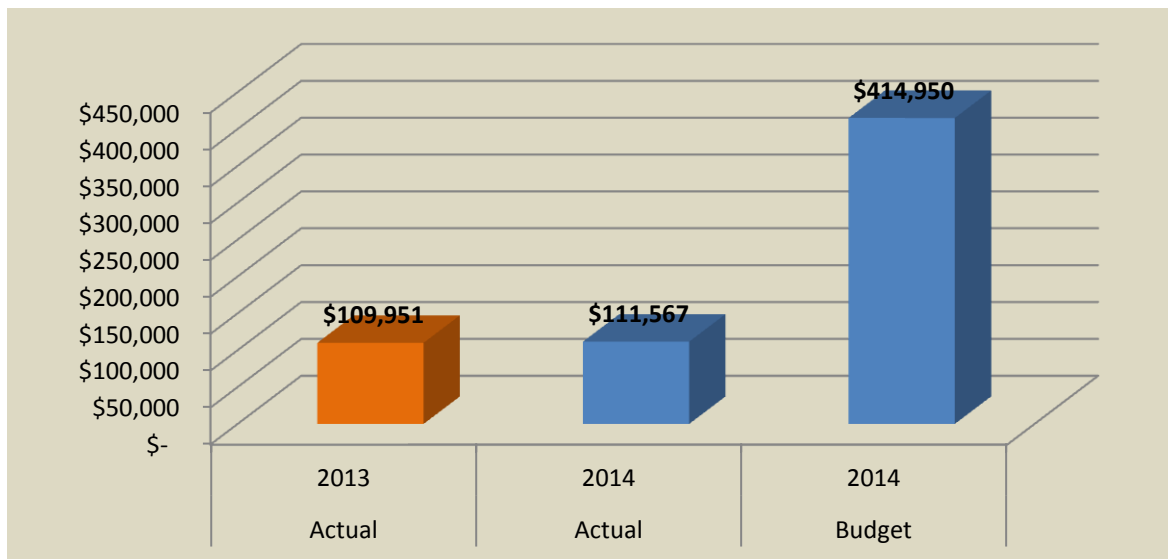
**25% Through the Fiscal Year**

**City of Dallas**  
**Monthly Financials**  
**September 2013**

**Department: Library**

Description	Year-to-Date		Budget 2014	Budget Remaining	Percent Spent
	Actual 2013	Actual 2014			
Personal Services	\$ 83,483	\$ 85,872	\$ 339,000	\$ 253,128	25.3%
Materials and Supplies	26,468	25,695	75,950	50,255	33.8%
	<b>\$ 109,951</b>	<b>\$ 111,567</b>	<b>\$ 414,950</b>	<b>\$ 303,383</b>	<b>26.9%</b>

There are no capital expenditures budgeted in this department.



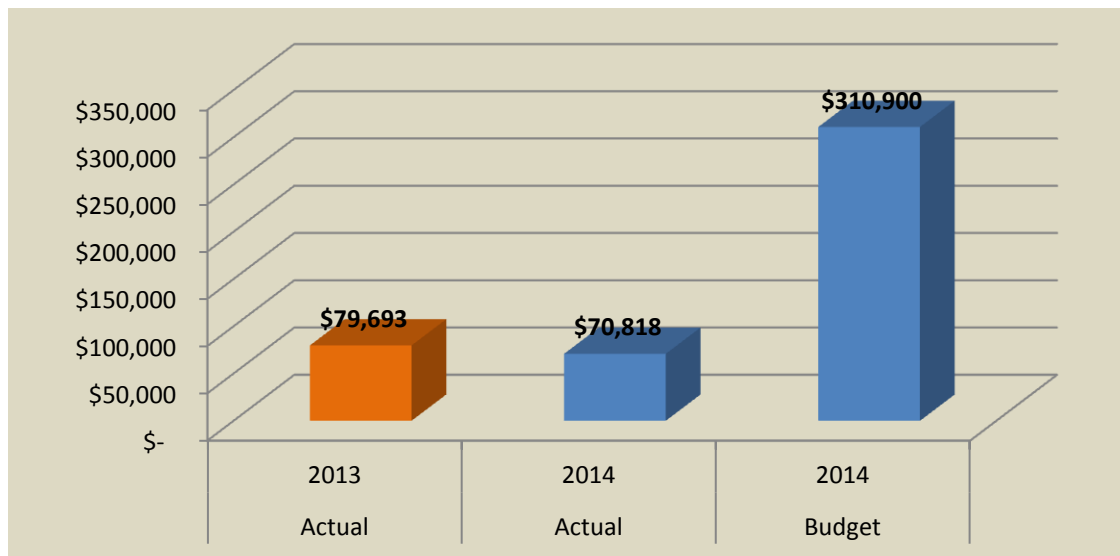
**25% Through the Fiscal Year**

**City of Dallas**  
**Monthly Financials**  
**September 2013**

**Department: Parks**

Description	Year-to-Date	Year-to-Date	Budget 2014	Budget Remaining	Percent Spent
	Actual 2013	Actual 2014			
Personal Services	42,895	45,167	208,000	\$ 162,833	21.7%
Materials and Supplies	35,548	24,401	97,900	73,499	24.9%
Transfers	1,250	1,250	5,000	3,750	0.0%
	<b>\$ 79,693</b>	<b>\$ 70,818</b>	<b>\$ 310,900</b>	<b>\$ 240,082</b>	<b>22.8%</b>

There are no capital expenditures budgeted in this department.



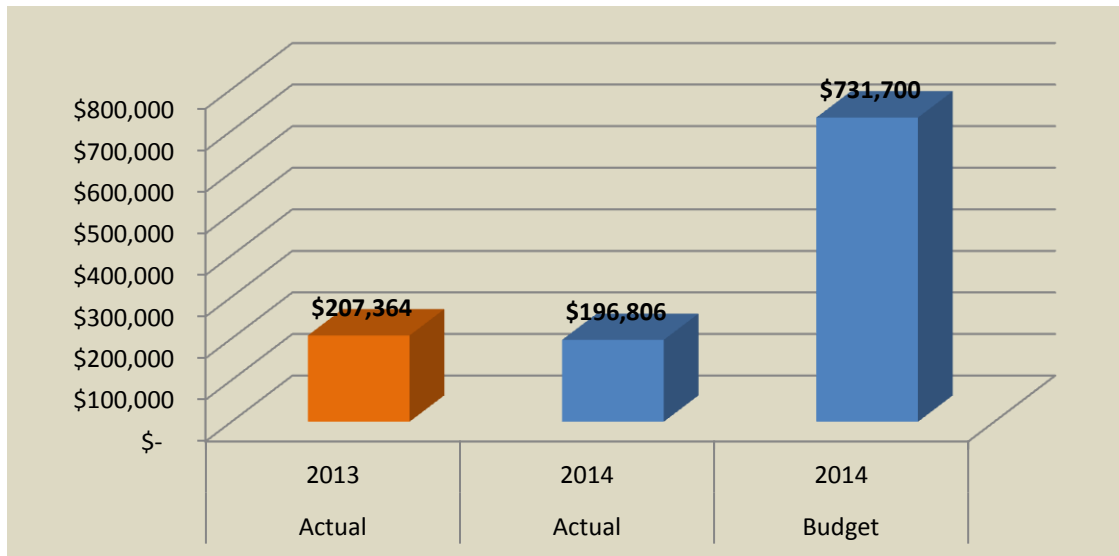
**25% Through the Fiscal Year**

**City of Dallas**  
**Monthly Financials**  
**September 2013**

**Department: Aquatic Center**

Description	Year-to-Date	Year-to-Date	Budget 2014	Budget Remaining	Percent Spent
	Actual 2013	Actual 2014			
Personal Services	\$ 124,601	\$ 115,325	\$ 410,000	\$ 294,675	28.1%
Materials and Supplies	70,263	68,981	271,700	202,719	25.4%
Capital Outlay	12,500	12,500	50,000	37,500	25.0%
	<b>\$ 207,364</b>	<b>\$ 196,806</b>	<b>\$ 731,700</b>	<b>\$ 534,894</b>	<b>26.9%</b>

Capital Expenditures:                      Equipment Reimbursement - \$50,000



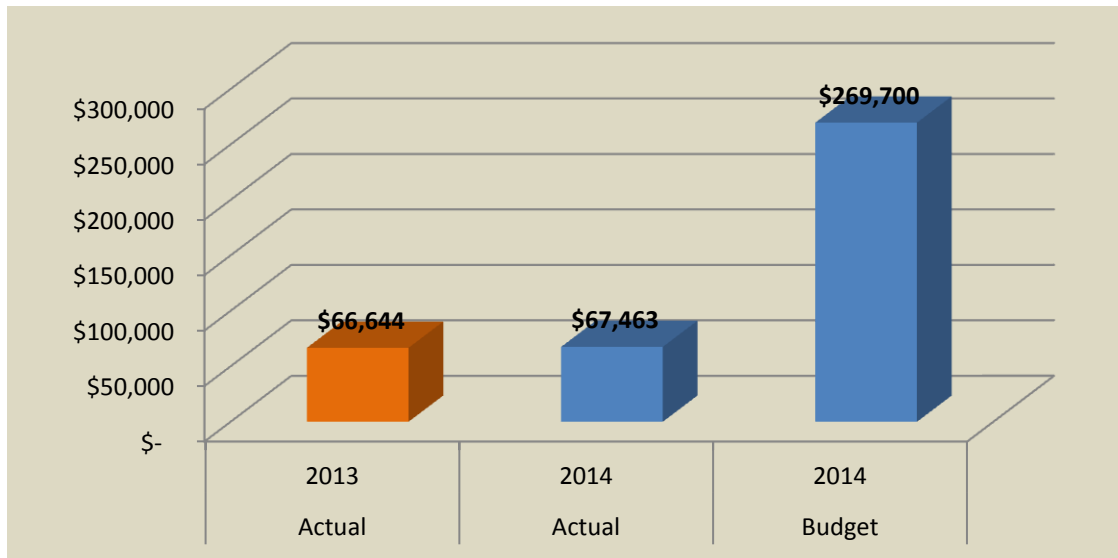
**25% Through the Fiscal Year**

**City of Dallas**  
**Monthly Financials**  
**September 2013**

**Department: Building Inspections**

Description	Year-to-Date	Year-to-Date	Budget 2014	Budget Remaining	Percent Spent
	Actual 2013	Actual 2014			
Personal Services	\$ 61,671	\$ 63,725	\$ 253,000	\$ 189,275	25.2%
Materials and Supplies	4,973	3,738	16,700	12,962	22.4%
	<b>\$ 66,644</b>	<b>\$ 67,463</b>	<b>\$ 269,700</b>	<b>\$ 202,237</b>	<b>25.0%</b>

There are no capital expenditures budgeted in this department.



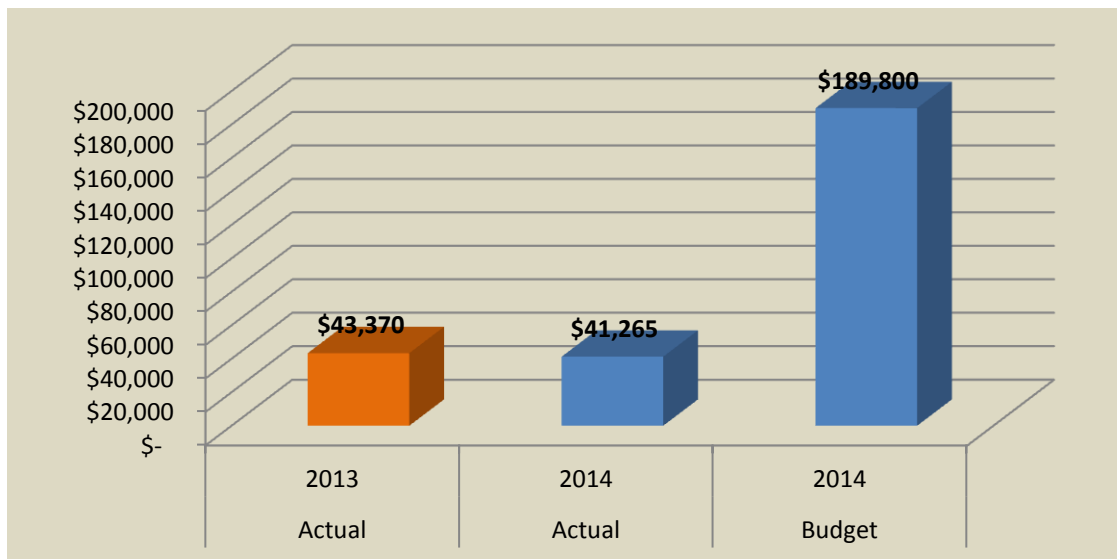
**25% Through the Fiscal Year**

**City of Dallas**  
**Monthly Financials**  
**September 2013**

**Department: Planning**

Description	Year-to-Date		Budget 2014	Budget Remaining	Percent Spent
	Actual 2013	Actual 2014			
Personal Services	\$ 37,007	\$ 36,614	\$ 147,000	\$ 110,386	24.9%
Materials and Supplies	5,513	3,800	39,400	35,600	9.6%
Transfers	850	850	3,400	2,550	25.0%
	<b>\$ 43,370</b>	<b>\$ 41,265</b>	<b>\$ 189,800</b>	<b>\$ 148,535</b>	<b>21.7%</b>

There are no capital expenditures budgeted in this department.



**25% Through the Fiscal Year**

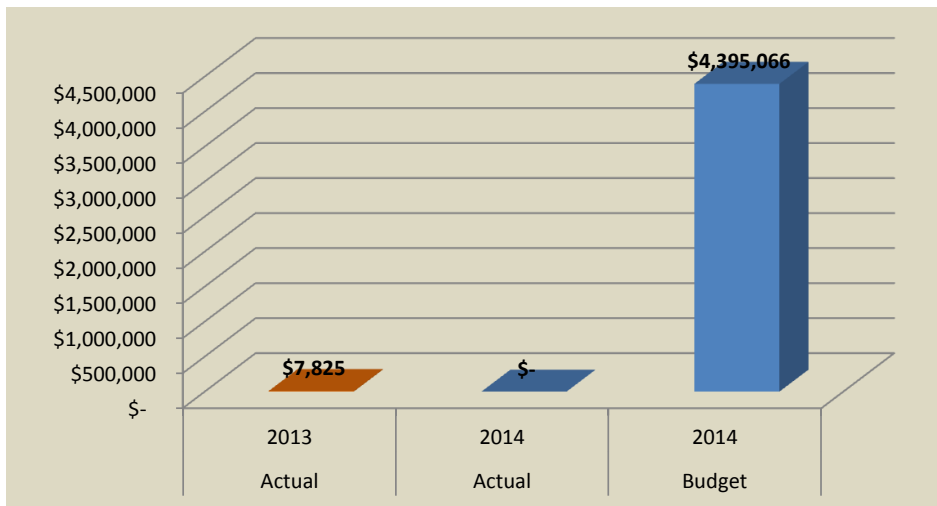


**City of Dallas**  
**Monthly Financials**  
**September 2013**

Department: System Development Fund

Description	Year-to-Date		Budget 2014	Budget Remaining	Percent Collected
	Actual 2013	Actual 2014			
<b>Revenue</b>					
Streets SDC	\$ 11,384	\$ 22,063	\$ 50,000	\$ 27,937	44.1%
Parks SDC	22,240	43,119	100,000	56,881	43.1%
Water SDC	23,916	80,504	100,000	19,496	80.5%
Sewer SDC	28,568	108,010	140,000	31,990	77.2%
Storm Water SDC	8,174	17,618	30,000	12,382	58.7%
Transfers	-	-	80,066	80,066	0.0%
	<b>\$ 94,282</b>	<b>\$ 271,314</b>	<b>\$ 500,066</b>	<b>\$ 63,868</b>	<b>54.3%</b>

Description	Year-to-Date		Budget 2014	Budget Remaining	Percent Spent
	Actual 2013	Actual 2014			
<b>Expenditures</b>					
Street SDC Projects	\$ -	\$ -	\$ 240,000	\$ 240,000	0.0%
Park SDC Projects	800	-	242,451	242,451	0.0%
Water SDC Projects	-	-	225,000	225,000	0.0%
Sewer SDC Projects	-	-	3,627,615	3,627,615	0.0%
Storm Water SDC Projects	-	-	60,000	60,000	0.0%
Transfers (none for 2014)	7,025	-	-	-	
	<b>\$ 7,825</b>	<b>\$ -</b>	<b>\$ 4,395,066</b>	<b>\$ 4,395,066</b>	<b>0.0%</b>



25% Through the Fiscal Year

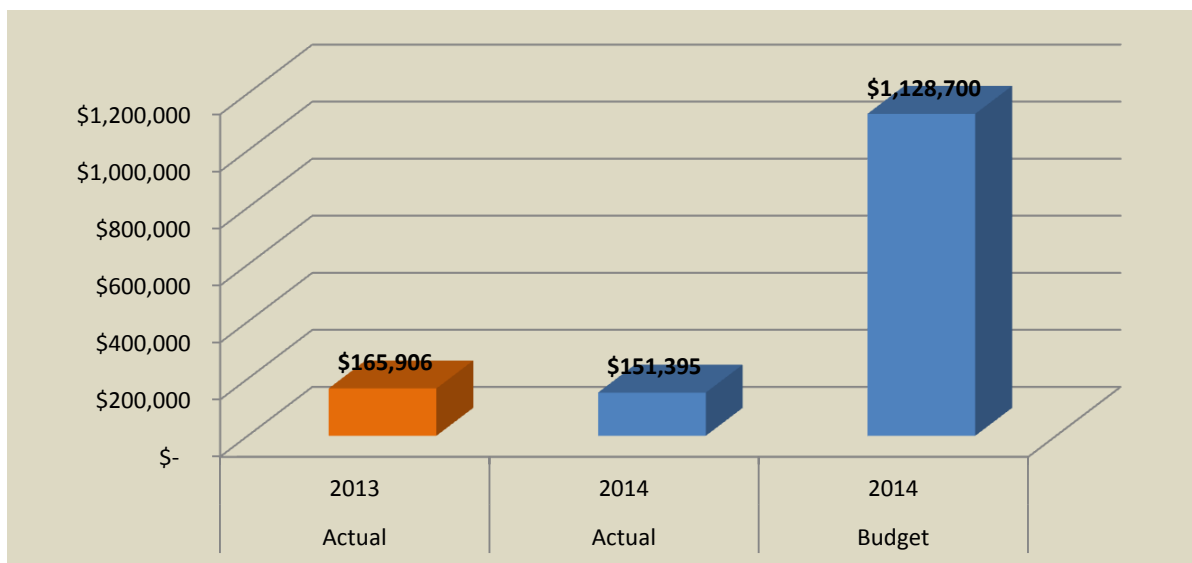
**City of Dallas**  
**Monthly Financials**  
**September 2013**

**Department: Streets**

Description	Year-to-Date	Year-to-Date	Budget 2014	Budget Remaining	Percent Collected
	Actual 2013	Actual 2014			
<b>Revenue</b>					
Highway Reimbursement & Appropriations	\$ 198,733	\$ 361,752	\$ 1,030,000	\$ 668,248	35.1%
Miscellaneous Revenue and Interest	389	-	61,060	61,060	0.0%
	<b>\$ 199,122</b>	<b>\$ 361,752</b>	<b>\$ 1,091,060</b>	<b>\$ 729,308</b>	<b>33.2%</b>

Description	Year-to-Date	Year-to-Date	Budget 2014	Budget Remaining	Percent Spent
	Actual 2013	Actual 2014			
<b>Expenditures</b>					
Personal Services	\$ 84,220	\$ 75,124	\$ 292,000	\$ 216,876	25.7%
Materials and Supplies	54,505	56,271	261,700	205,429	21.5%
Capital Outlay	7,181	-	495,000	495,000	0.0%
Transfers	20,000	20,000	80,000	60,000	25.0%
	<b>\$ 165,906</b>	<b>\$ 151,395</b>	<b>\$ 1,128,700</b>	<b>\$ 977,305</b>	<b>13.4%</b>

Capital Expenditures: Contractual Overlays - \$475,000  
Sidewalks - \$20,000



**25% Through the Fiscal Year**

**City of Dallas**  
**Monthly Financials**  
**September 2013**

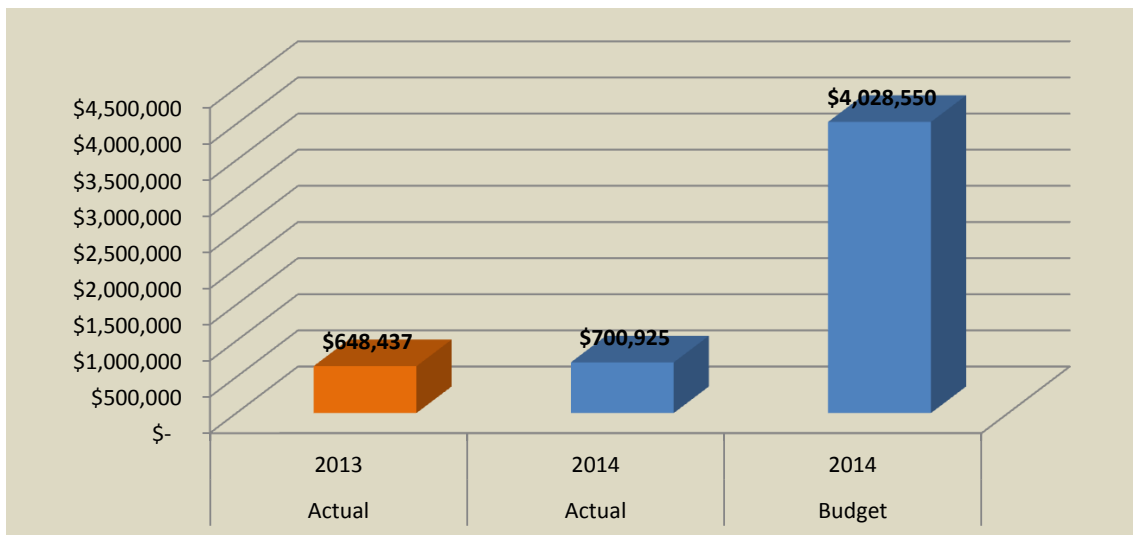
Department: Sewer

Description	Year-to-Date	Year-to-Date	Budget 2014	Budget Remaining	Percent Collected
	Actual 2013	Actual 2014			
<b>Revenue</b>					
Service Charges and Hook Up Fees	\$ 1,769,578	\$ 783,672	\$ 3,037,000	\$ 2,253,328	25.8%
Miscellaneous Revenue and Interest	811,488	301,604	120,000	(181,604)	251.3%
	<b>\$ 2,581,065</b>	<b>\$ 1,085,276</b>	<b>\$ 3,157,000</b>	<b>\$ 2,071,724</b>	<b>34.4%</b>

Description	Year-to-Date	Year-to-Date	Budget 2014	Budget Remaining	Percent Spent
	Actual 2013	Actual 2014			
<b>Expenditures</b>					
Personal Services	\$ 150,794	\$ 147,946	\$ 593,500	\$ 445,554	24.9%
Materials and Supplies	235,310	242,634	1,070,500	\$ 827,866	22.7%
Capital Outlay	24,502	80,586	810,000	\$ 729,414	9.9%
Transfers	137,500	137,500	550,000	\$ 412,500	0.0%
Debt Service (2013 in Debt Service Fund)	100,332	92,259	1,004,550	\$ 912,291	9.2%
	<b>\$ 648,437</b>	<b>\$ 700,925</b>	<b>\$ 4,028,550</b>	<b>\$ 3,327,625</b>	<b>17.4%</b>

Capital Expenditures:

- Equipment - \$65,000
- Rickereall Crk Interceptor CIP - \$500,000
- Siphon Replacement - \$100,000
- I & I - \$25,000
- Storm Projects - \$20,000
- WWTF Capital Improvements - \$50,000
- Sewer Replacement Projects - \$50,000



**25% Through the Fiscal Year**

**City of Dallas**  
**Monthly Financials**  
**September 2013**

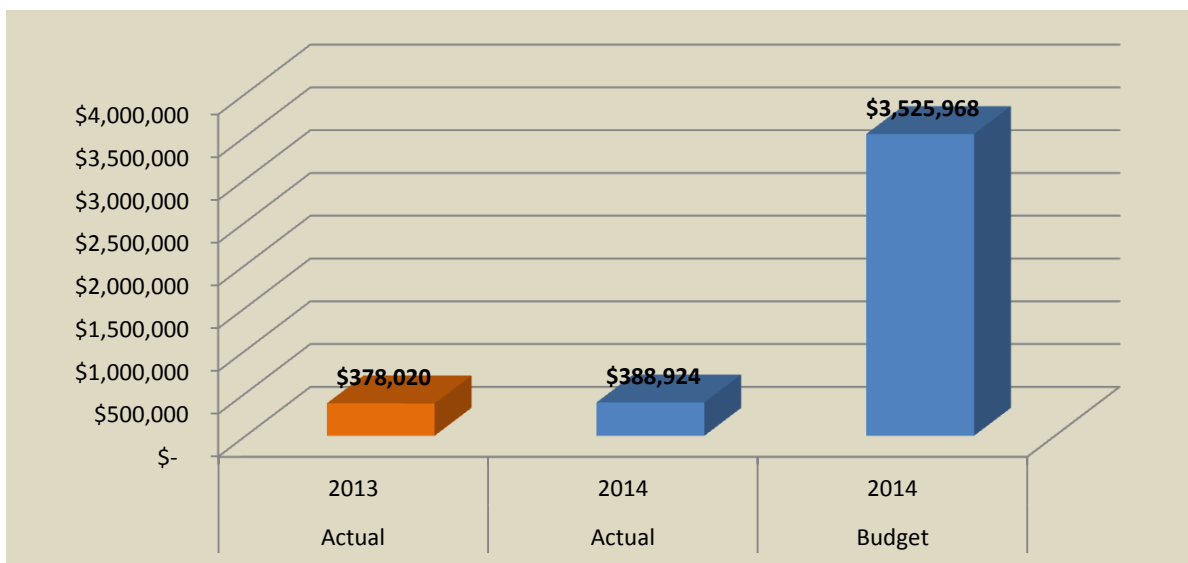
**Department: Water**

Description	Year-to-Date	Year-to-Date	Budget 2014	Budget Remaining	Percent Collected
	Actual 2013	Actual 2014			
<b>Revenue</b>					
Service Charges and Connection Fees	\$ 607,467	\$ 773,763	\$ 2,142,000	\$ 1,368,237	36.1%
Miscellaneous Revenue and Interest	34,408	22,118	1,545,000	1,522,882	1.4%
	<b>\$ 641,875</b>	<b>\$ 795,882</b>	<b>\$ 3,687,000</b>	<b>\$ 2,891,118</b>	<b>21.6%</b>

Description	Year-to-Date	Year-to-Date	Budget 2014	Budget Remaining	Percent Spent
	Actual 2013	Actual 2014			
<b>Expenditures</b>					
Personal Services	\$ 101,358	\$ 97,550	\$ 398,000	\$ 300,451	24.5%
Materials and Supplies	170,411	185,124	705,000	519,876	26.3%
Capital Outlay	-	-	1,650,000	1,650,000	0.0%
Transfers	106,250	106,250	425,000	318,750	25.0%
Debt Service (2013 in Debt Service Fund)	-	-	347,968	347,968	0.0%
	<b>\$ 378,020</b>	<b>\$ 388,924</b>	<b>\$ 3,525,968</b>	<b>\$ 3,137,045</b>	<b>11.0%</b>

Capital Expenditures:

- AMR Project- \$1,500,000
- Water Line Replacement Project - \$50,000
- Transmission Water Line- \$100,000



**25% Through the Fiscal Year**

**City of Dallas**  
**Monthly Financials**  
**September 2013**

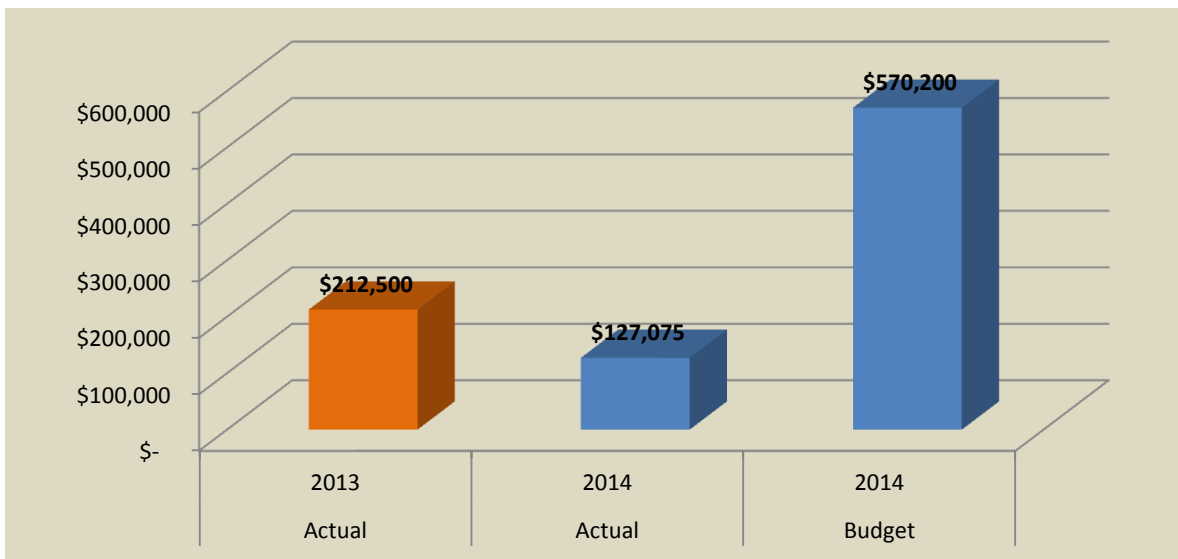
Department: Fleet

Description	Year-to-Date		Budget 2014	Budget Remaining	Percent Collected
	Actual 2013	Actual 2014			
<b>Revenue</b>					
Service Charges and Total Care	\$ 109,584	\$ 100,381	\$ 432,000	\$ 331,619	23.2%
Miscellaneous Revenue	19,950	19,950	79,800	59,850	25.0%
	<b>\$ 129,534</b>	<b>\$ 120,331</b>	<b>\$ 511,800</b>	<b>\$ 391,469</b>	<b>23.5%</b>

Description	Year-to-Date		Budget 2014	Budget Remaining	Percent Spent
	Actual 2013	Actual 2014			
<b>Expenditures</b>					
Personal Services	\$ 51,260	\$ 49,387	\$ 201,000	\$ 151,613	24.6%
Materials and Supplies	45,965	57,689	192,200	134,511	30.0%
Capital Outlay	95,275	-	97,000	97,000	0.0%
Transfers	20,000	20,000	80,000	60,000	25.0%
	<b>\$ 212,500</b>	<b>\$ 127,075</b>	<b>\$ 570,200</b>	<b>\$ 443,125</b>	<b>22.3%</b>

Capital Expenditures:

Equipment - \$65,000 (Sewer Camera System)  
 Building Improvements - \$32,000



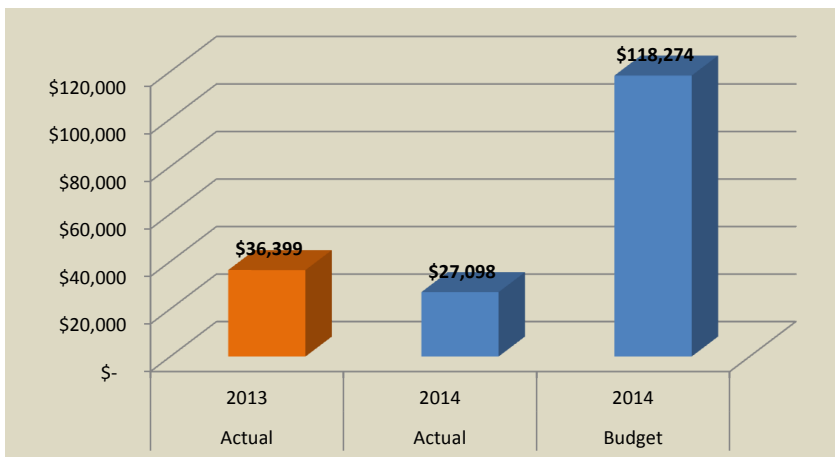
**25% Through the Fiscal Year**

**City of Dallas**  
**Monthly Financials**  
**September 2013**

Department: Trust Fund

Description	Year-to-Date	Year-to-Date	Budget 2014	Budget Remaining	Percent Collected
	Actual 2013	Actual 2014			
<b>Revenue</b>					
Aquatics	\$ -	\$ -	\$ -	\$ -	
Fire and Ambulance	13,979	9,948	30,000	20,052	33.2%
Street	-	-	-	-	
Transient Lodging	19,003	-	-	-	
Miscellaneous	1,291	-	1,000	1,000	0.0%
Economic Development	5,000	-	30,000	30,000	0.0%
Park	2,875	150	-	(150)	
Police	2,124	-	-	-	
Library	689	10,531	5,800	(4,731)	181.6%
	<b>\$ 44,961</b>	<b>\$ 20,629</b>	<b>\$ 66,800</b>	<b>\$ 46,171</b>	<b>30.9%</b>

Description	Year-to-Date	Year-to-Date	Budget 2014	Budget Remaining	Percent Spent
	Actual 2013	Actual 2014			
<b>Expenditures</b>					
Aquatics	\$ 3,490	\$ -	\$ -	\$ -	
Fire and Ambulance	8,190	12,706	61,274	48,568	20.7%
Street	-	-	-	-	
Transient Lodging	17,640	-	-	-	
Miscellaneous	274	-	3,000	3,000	0.0%
Economic Development	2,165	11,935	48,000	36,065	24.9%
Park	1,459	50	-	(50)	
Police	1,087	-	-	-	
Library	2,094	2,407	6,000	3,593	40.1%
	<b>\$ 36,399</b>	<b>\$ 27,098</b>	<b>\$ 118,274</b>	<b>\$ 91,176</b>	<b>22.9%</b>



25% Through the Fiscal Year

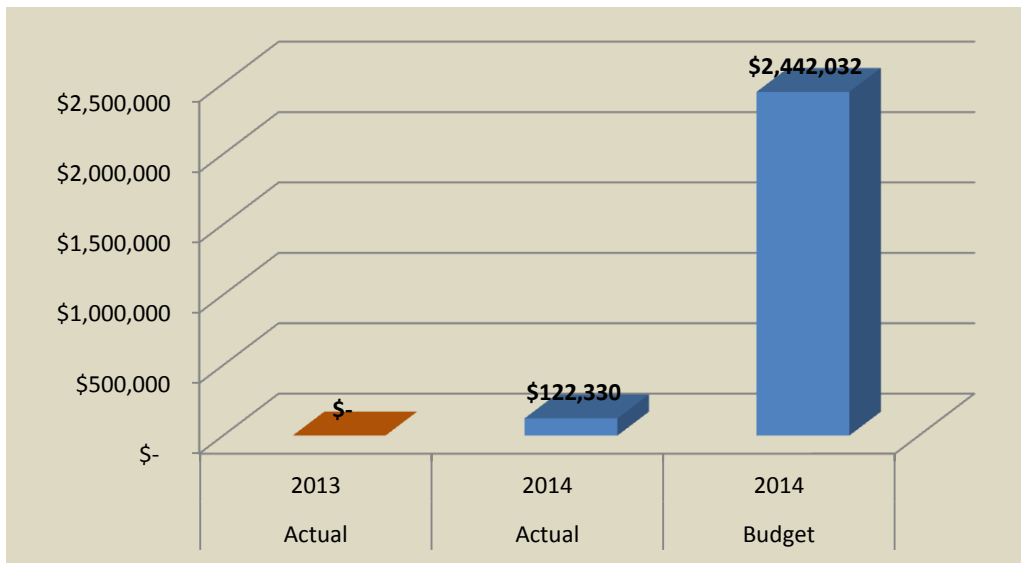
**City of Dallas**  
**Monthly Financials**  
**September 2013**

**Department: Grant Fund**

Description	Year-to-Date	Year-to-Date	Budget 2014	Budget Remaining	Percent Collected
	Actual 2013	Actual 2014			
<b>Revenue</b>					
Police	\$ -	\$ 8,393	\$ 12,000	\$ 3,607	69.9%
Fire	88,773	-	456,532	456,532	0.0%
Parks and Trails	-	501	470,000	469,499	0.1%
Miscellaneous	769	(1,211)	1,503,500	1,504,711	-0.1%
	<b>\$ 89,541</b>	<b>\$ 7,683</b>	<b>\$ 2,442,032</b>	<b>\$ 2,434,349</b>	<b>0.3%</b>

Description	Year-to-Date	Year-to-Date	Budget 2014	Budget Remaining	Percent Spent
	Actual 2013	Actual 2014			
<b>Expenditures</b>					
Police	\$ -	750	12,000	11,250	6.3%
Fire	-	-	456,532	456,532	0.0%
Parks and Trails	-	120,883	1,970,000	1,849,117	6.1%
Miscellaneous	-	697	3,500	2,803	19.9%
	<b>\$ -</b>	<b>\$ 122,330</b>	<b>\$ 2,442,032</b>	<b>\$ 2,319,702</b>	<b>5.0%</b>

Grant Projects: Police - vests, misc.  
 Fire - Hydraulic rescue tool system, pumper  
 Parks and Trails - Rickreall Crk Trail System  
 Miscellaneous - CDBG; Ready to Read



**25% Through the Fiscal Year**

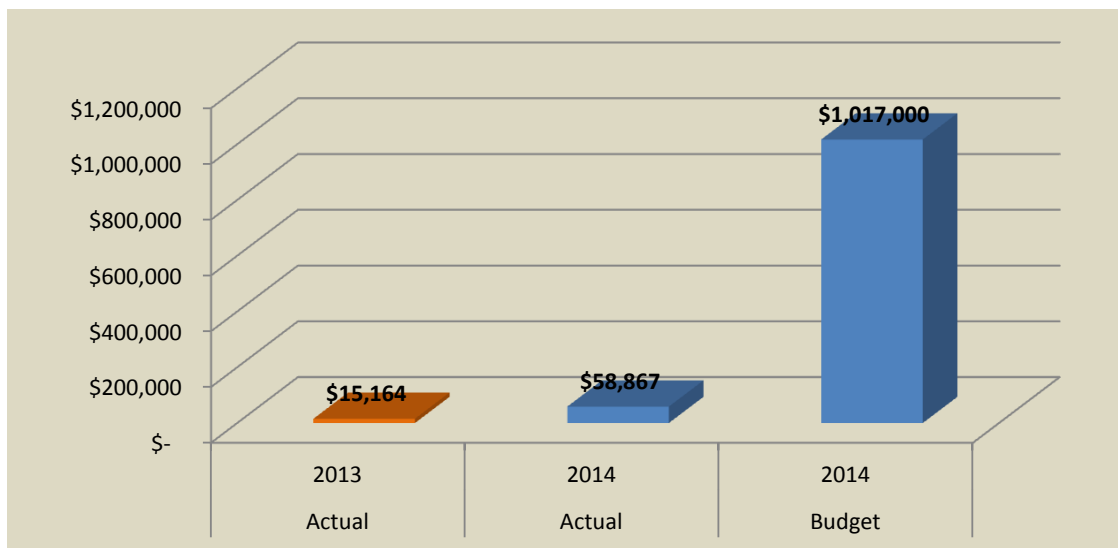
**City of Dallas**  
**Monthly Financials**  
**September 2013**

**Department: Urban Renewal Fund**

Description	Year-to-Date		Budget 2014	Budget Remaining	Percent Collected
	Actual 2013	Actual 2014			
<b>Revenue</b>					
Property Taxes	\$ 2,230	\$ 2,320	\$ 125,000	\$ 122,680	1.9%
Interest Earnings	514	611	1,000	389	61.1%
Miscellaneous Revenue	-	50	1,000	950	5.0%
Finance Proceeds	-	750,000	750,000	-	100.0%
	<b>\$ 2,743</b>	<b>\$ 752,981</b>	<b>\$ 877,000</b>	<b>\$ 123,069</b>	<b>85.9%</b>

Description	Year-to-Date		Budget 2014	Budget Remaining	Percent Spent
	Actual 2013	Actual 2014			
<b>Expenditures</b>					
Personal Services	\$ 3,749	\$ 4,292	\$ 16,000	\$ 11,708	26.8%
Debt Service	-	-	80,000	80,000	0.0%
Capital Expenditures	11,415	44,776	875,000	830,224	5.1%
Materials and Services	-	9,799	6,000	(3,799)	163.3%
Grants	-	-	40,000	40,000	0.0%
	<b>\$ 15,164</b>	<b>\$ 58,867</b>	<b>\$ 1,017,000</b>	<b>\$ 958,133</b>	<b>5.8%</b>

Capital Expenditures: 800/900 Block Main Street Project  
 Property Acquisition



**25% Through the Fiscal Year**

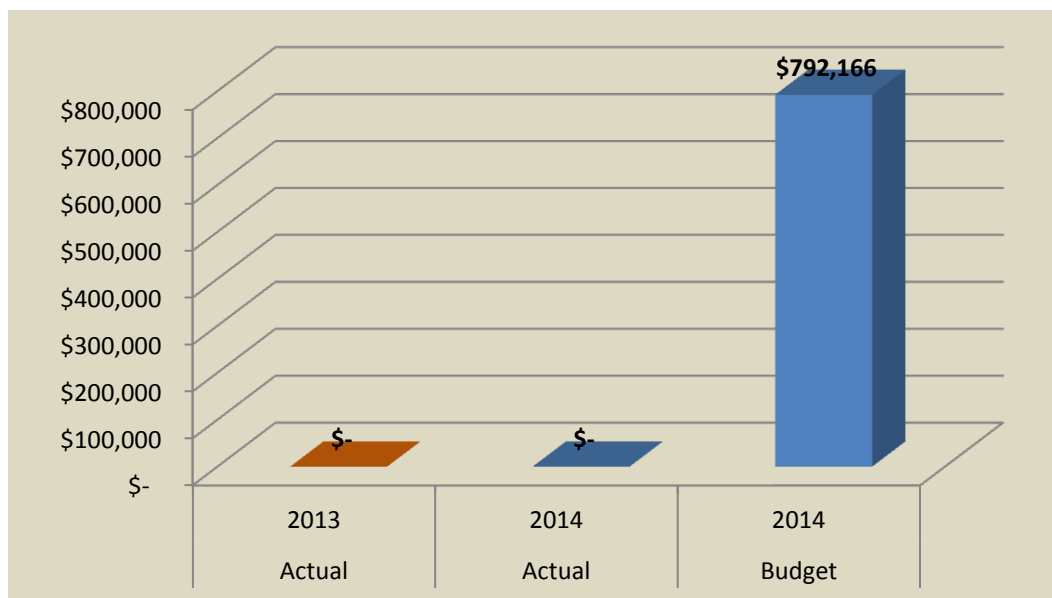


**City of Dallas**  
**Monthly Financials**  
**September 2013**

**Department: General Obligation and Long Term Debt Funds**

Description	Year-to-Date Actual 2013	Year-to-Date Actual 2014	Budget 2014	Budget Remaining	Percent Collected
<b>Revenue</b>					
Property Taxes	\$ 17,118	\$ 17,498	\$ 735,000	\$ 717,502	2.4%
Transfers	\$ 26,503	\$ 26,003	\$ 109,627	83,624	23.7%
	<b>\$ 43,620</b>	<b>\$ 43,502</b>	<b>\$ 844,627</b>	<b>\$ 801,125</b>	<b>5.2%</b>

Description	Year-to-Date Actual 2013	Year-to-Date Actual 2014	Budget 2014	Budget Remaining	Percent Spent
<b>Expenditures</b>					
Principal	\$ -	\$ -	\$ 585,000	\$ 585,000	0.0%
Interest	-	-	207,166	207,166	0.0%
	<b>\$ -</b>	<b>\$ -</b>	<b>\$ 792,166</b>	<b>\$ 792,166</b>	<b>0.0%</b>



**25% Through the Fiscal Year**