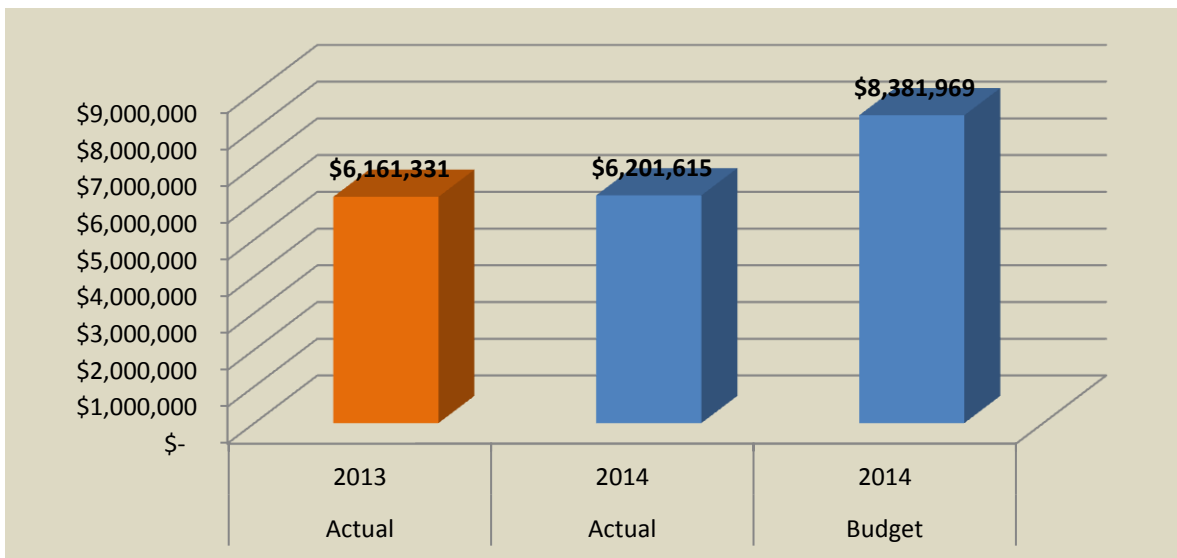


City of Dallas
Monthly Financials
February 2014

General Fund Revenue

Description	Year-to-Date		Budget 2014	Budget Remaining	Percent Collected
	Actual 2013	Actual 2014			
Licenses, Permits and Fees	\$ 807,385	\$ 893,205	\$ 1,379,000	\$ 485,795	64.8%
Fines and Forfeitures	67,142	72,322	155,000	82,678	46.7%
Recreation Fees	276,416	290,083	461,000	170,917	62.9%
Library Fees	43,291	58,579	75,000	16,421	78.1%
Property Taxes	3,128,021	3,156,051	3,444,000	287,949	91.6%
Miscellaneous Taxes	170,536	136,696	225,000	88,304	60.8%
Franchise Fees	710,304	571,802	1,105,000	533,198	51.7%
Inter-governmental	83,299	96,553	187,000	90,447	51.6%
Miscellaneous Revenue	38,396	37,403	48,000	10,597	77.9%
Interest Earnings	8,848	8,406	15,000	6,594	56.0%
Transfers	827,693	880,516	1,287,969	407,453	68.4%
	\$ 6,161,331	\$ 6,201,615	\$ 8,381,969	\$ 2,180,354	74.0%



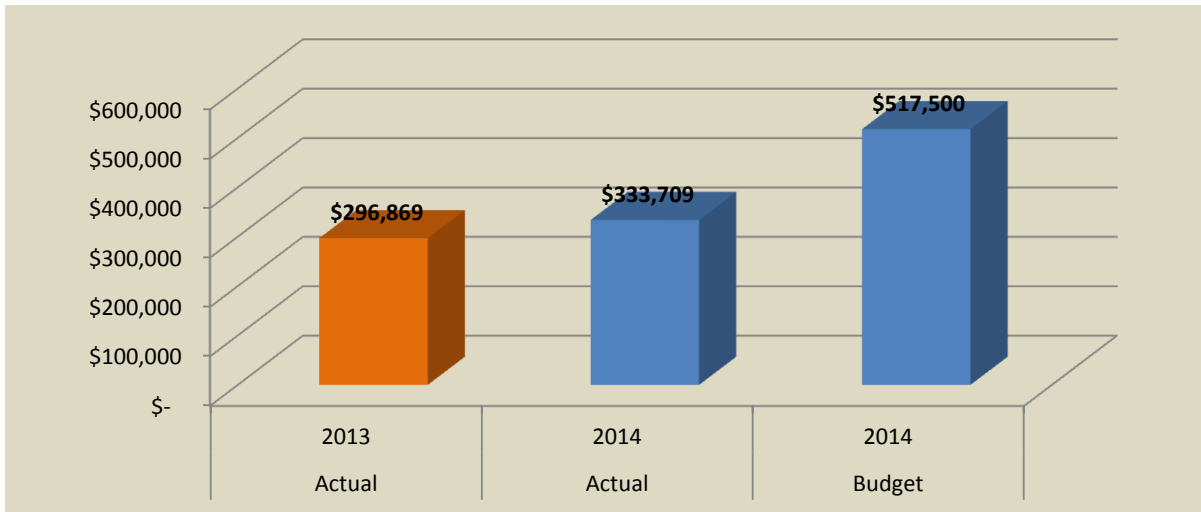
66.67% Through the Fiscal Year

City of Dallas
Monthly Financials
February 2014

Department: Administration

Description	Year-to-Date		Budget 2014	Budget Remaining	Percent Spent
	Actual 2013	Actual 2014			
Personnel Services	\$ 219,351	\$ 250,165	\$ 376,000	\$ 125,835	66.5%
Materials and Supplies	77,518	83,544	141,500	57,956	59.0%
	\$ 296,869	\$ 333,709	\$ 517,500	\$ 183,791	64.5%

There are no capital expenditures budgeted in this department.



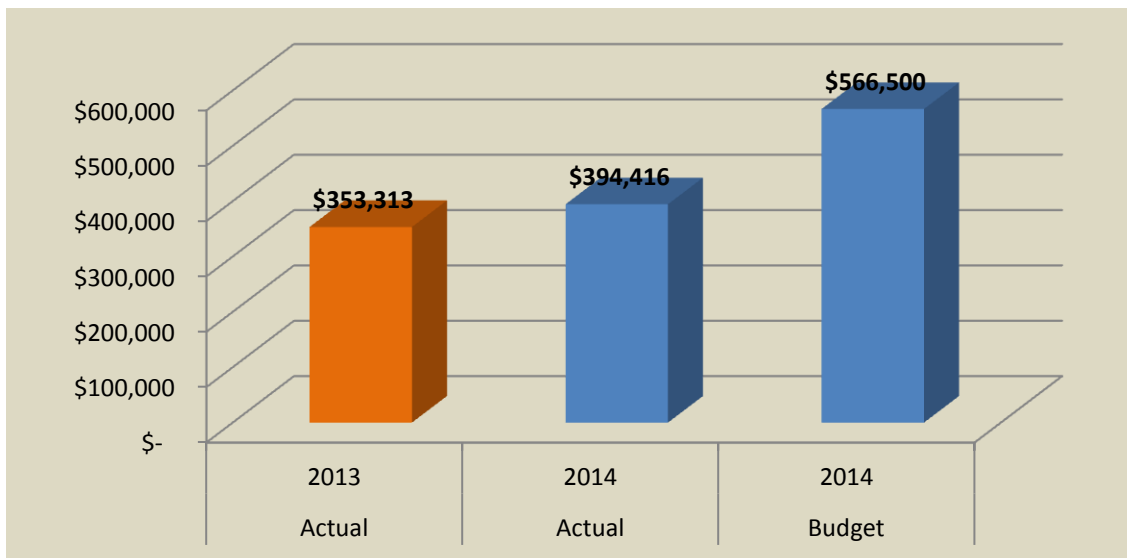
66.67% Through the Fiscal Year

City of Dallas
Monthly Financials
February 2014

Department: Finance

Description	Year-to-Date		Budget 2014	Budget Remaining	Percent Spent
	Actual 2013	Actual 2014			
Personnel Services	\$ 219,083	\$ 242,331	\$ 361,000	\$ 118,669	67.1%
Materials and Supplies	134,230	152,084	205,500	53,416	74.0%
	\$ 353,313	\$ 394,416	\$ 566,500	\$ 172,084	69.6%

There are no capital expenditures budgeted in this department.



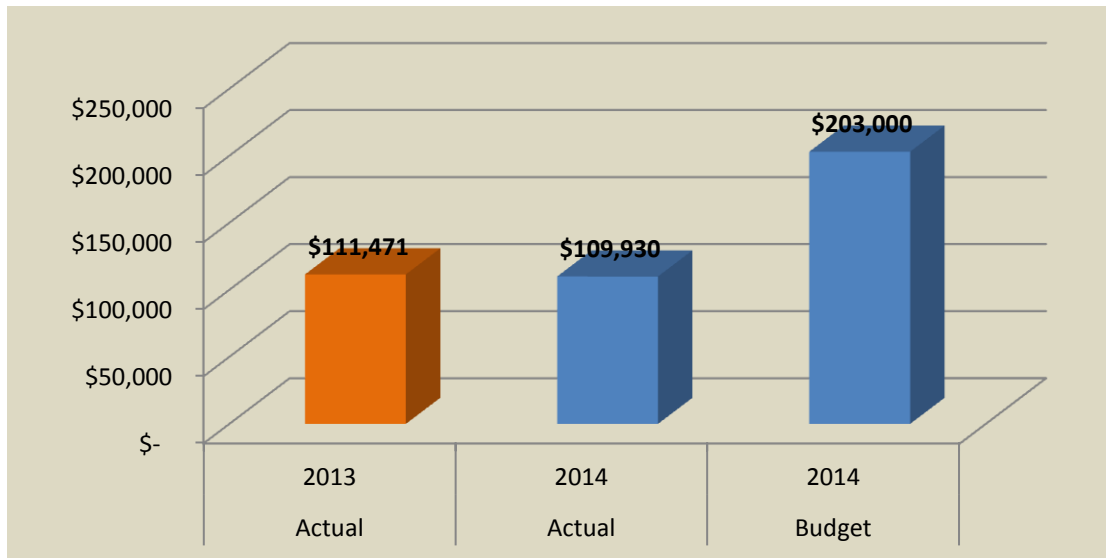
66.67% Through the Fiscal Year

City of Dallas
Monthly Financials
February 2014

Department: Facilities

Description	Year-to-Date		Budget 2014	Budget Remaining	Percent Spent
	Actual 2013	Actual 2014			
Personnel Services	\$ 71,670	\$ 72,269	\$ 121,000	\$ 48,731	59.7%
Materials and Supplies	39,802	37,661	67,000	29,339	56.2%
Capital Outlay	-	-	15,000	15,000	0.0%
	\$ 111,471	\$ 109,930	\$ 203,000	\$ 93,070	54.2%

Capital Expenditures: HVAC system for Carnegie Building - \$15,000



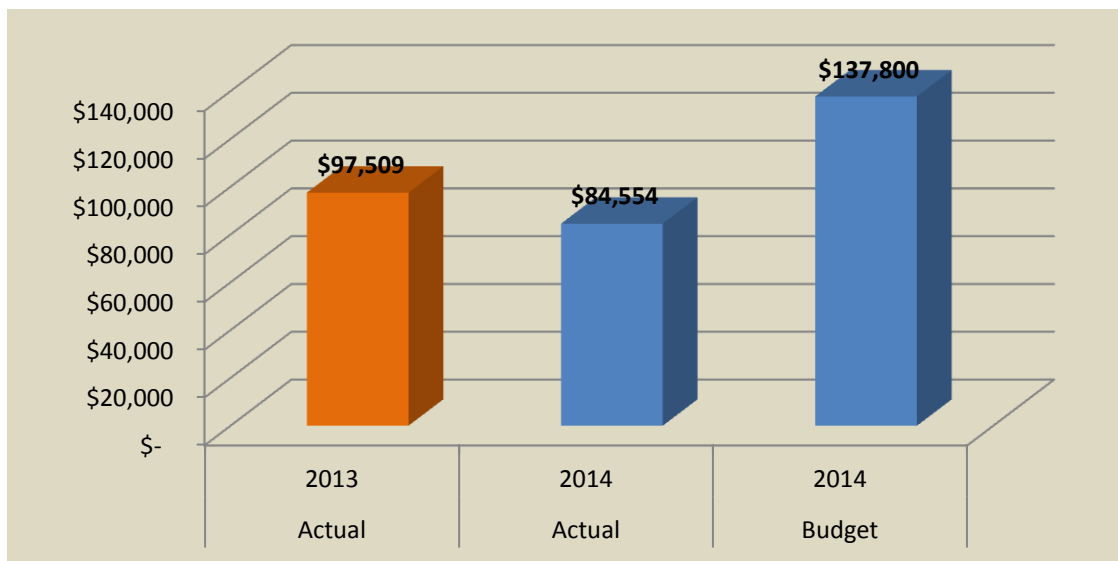
66.67% Through the Fiscal Year

City of Dallas
Monthly Financials
February 2014

Department: Municipal Court

Description	Year-to-Date	Year-to-Date	Budget 2014	Budget Remaining	Percent Spent
	Actual 2013	Actual 2014			
Personnel Services	\$ 86,945	\$ 69,719	\$ 108,500	\$ 38,781	64.3%
Materials and Supplies	10,564	14,835	29,300	14,465	50.6%
	\$ 97,509	\$ 84,554	\$ 137,800	\$ 53,246	61.4%

There are no capital expenditures budgeted in this department.



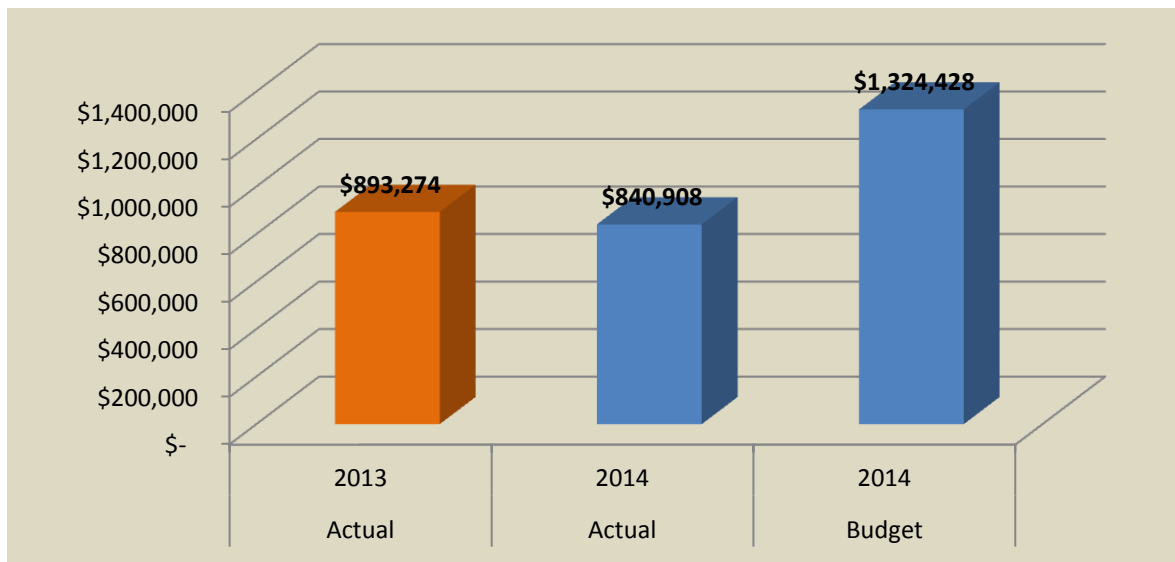
66.67% Through the Fiscal Year

City of Dallas
Monthly Financials
February 2014

Department: Ambulance

Description	Year-to-Date	Year-to-Date	Budget 2014	Budget Remaining	Percent Spent
	Actual 2013	Actual 2014			
Personnel Services	\$ 629,911	\$ 606,105	\$ 927,000	\$ 320,895	65.4%
Materials and Supplies	200,506	172,369	320,125	147,756	53.8%
Capital Outlay	5,717	5,941	10,000	4,059	59.4%
Debt Service	37,140	36,493	37,303	811	97.8%
Transfers	20,000	20,000	30,000	10,000	66.7%
	\$ 893,274	\$ 840,908	\$ 1,324,428	\$ 483,520	63.5%

Capital Expenditures: Replacement of medical equipment - \$7,000
 Replacement of turnouts - \$3,000



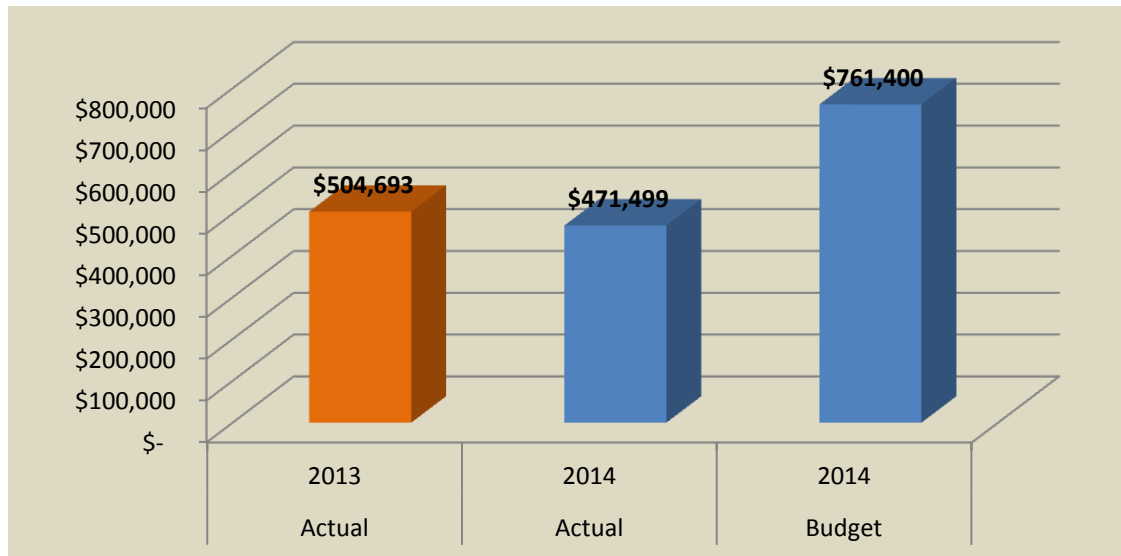
66.67% Through the Fiscal Year

City of Dallas
Monthly Financials
February 2014

Department: Fire

Description	Year-to-Date	Year-to-Date	Budget 2014	Budget Remaining	Percent Spent
	Actual 2013	Actual 2014			
Personnel Services	\$ 317,428	\$ 279,808	\$ 421,000	\$ 141,192	66.5%
Materials and Supplies	136,876	148,476	230,000	81,524	64.6%
Capital Outlay	30,789	23,614	81,000	57,386	29.2%
Transfers	19,600	19,600	29,400	9,800	66.7%
	\$ 504,693	\$ 471,499	\$ 761,400	\$ 289,901	61.9%

Capital Expenditures: Replacement of equipment - \$8,000
 Replacement of turnouts - \$30,000



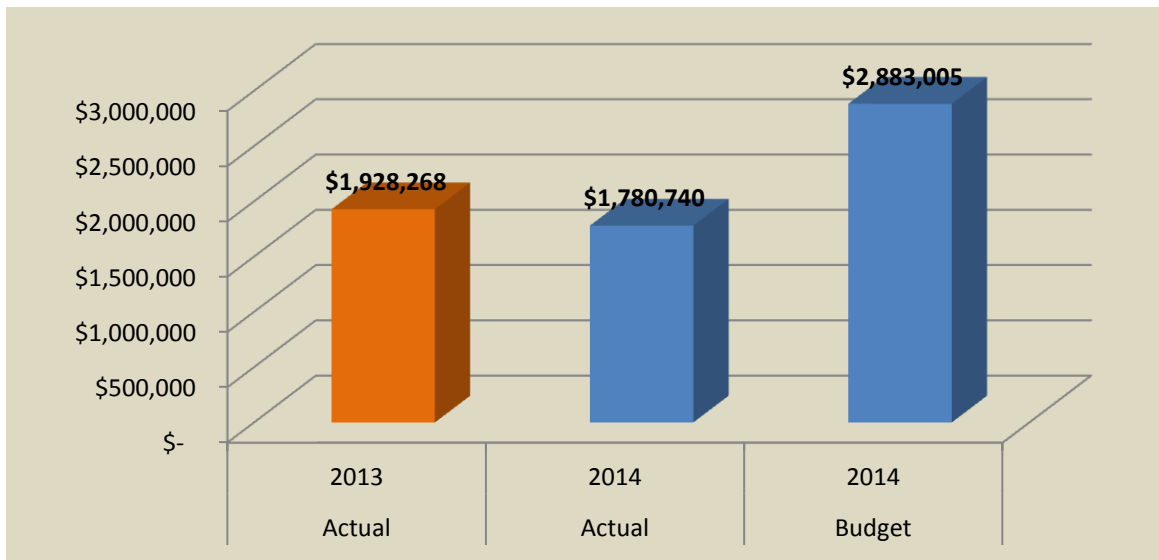
66.67% Through the Fiscal Year

City of Dallas
Monthly Financials
February 2014

Department: Police

Description	Year-to-Date	Year-to-Date	Budget 2014	Budget Remaining	Percent Spent
	Actual 2013	Actual 2014			
Personnel Services	\$ 1,676,759	\$ 1,547,278	\$ 2,445,000	\$ 897,722	63.3%
Materials and Supplies	233,510	207,462	403,005	195,543	51.5%
Capital Outlay	-	8,000	8,000	-	100.0%
Transfers	18,000	18,000	27,000	9,000	66.7%
	\$ 1,928,268	\$ 1,780,740	\$ 2,883,005	\$ 1,102,265	61.8%

There are no capital expenditures budgeted in this department.



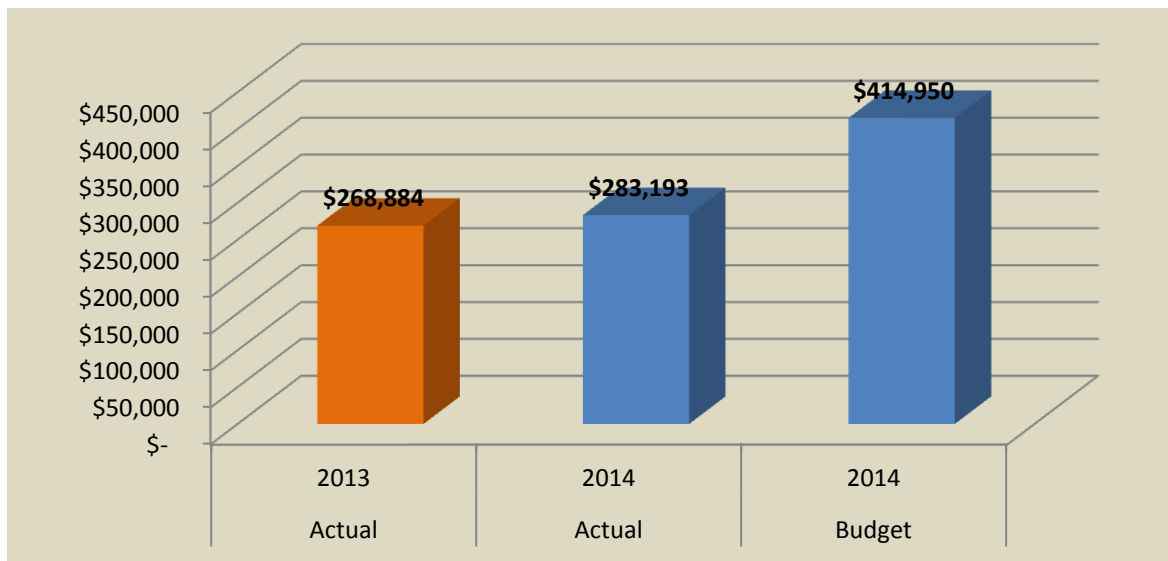
66.67% Through the Fiscal Year

City of Dallas
Monthly Financials
February 2014

Department: Library

Description	Year-to-Date		Budget 2014	Budget Remaining	Percent Spent
	Actual 2013	Actual 2014			
Personnel Services	\$ 221,355	\$ 231,566	\$ 339,000	\$ 107,434	68.3%
Materials and Supplies	47,530	51,627	75,950	24,323	68.0%
	\$ 268,884	\$ 283,193	\$ 414,950	\$ 131,757	68.2%

There are no capital expenditures budgeted in this department.



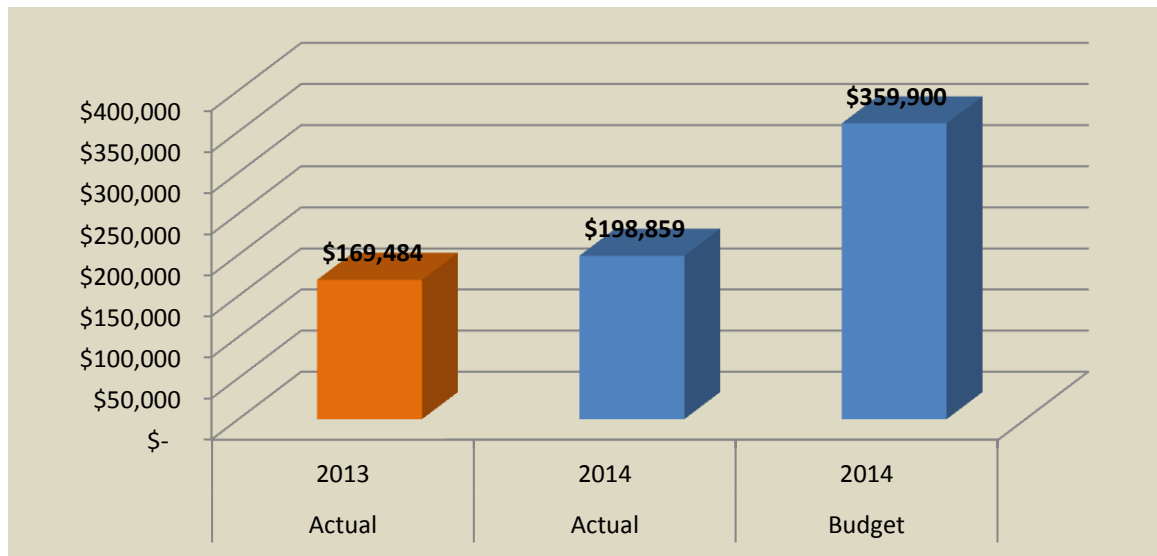
66.67% Through the Fiscal Year

City of Dallas
Monthly Financials
February 2014

Department: Parks

Description	Year-to-Date	Year-to-Date	Budget 2014	Budget Remaining	Percent Spent
	Actual 2013	Actual 2014			
Personnel Services	\$ 106,229	\$ 143,061	\$ 208,000	\$ 64,939	68.8%
Materials and Supplies	59,921	52,465	101,900	49,435	51.5%
Capital Outlay	-	-	45,000	45,000	0.0%
Transfers	3,333	3,333	5,000	1,667	66.7%
	\$ 169,484	\$ 198,859	\$ 359,900	\$ 161,041	55.3%

Capital Expenditures: Equipment - \$45,000



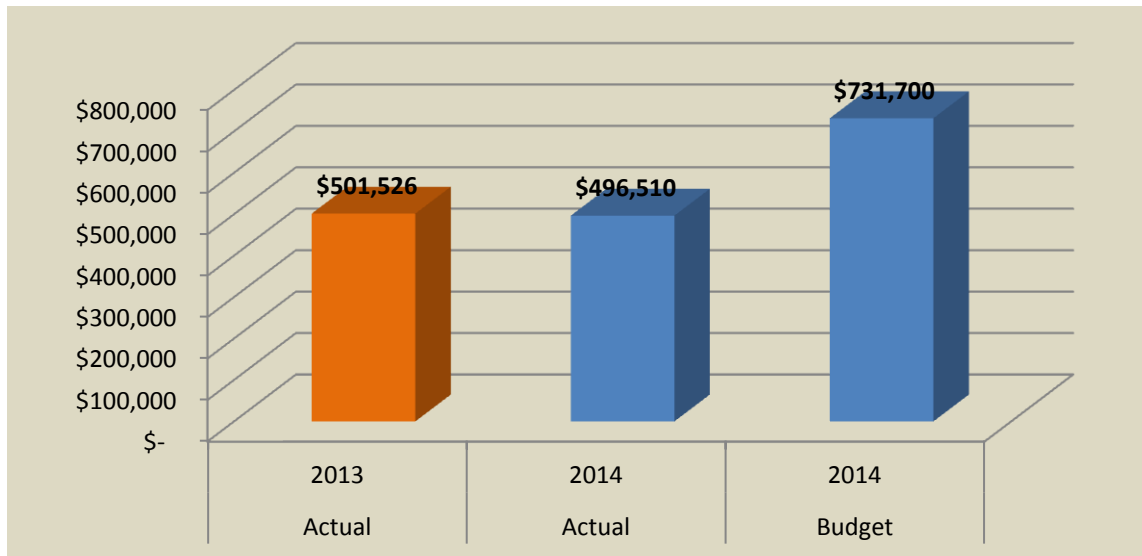
66.67% Through the Fiscal Year

City of Dallas
Monthly Financials
February 2014

Department: Aquatic Center

Description	Year-to-Date	Year-to-Date	Budget 2014	Budget Remaining	Percent Spent
	Actual 2013	Actual 2014			
Personnel Services	\$ 278,468	\$ 278,439	\$ 410,000	\$ 131,561	67.9%
Materials and Supplies	189,725	184,738	271,700	86,962	68.0%
Capital Outlay	33,333	33,333	50,000	16,667	66.7%
	\$ 501,526	\$ 496,510	\$ 731,700	\$ 235,190	67.9%

Capital Expenditures: Equipment Reimbursement - \$50,000



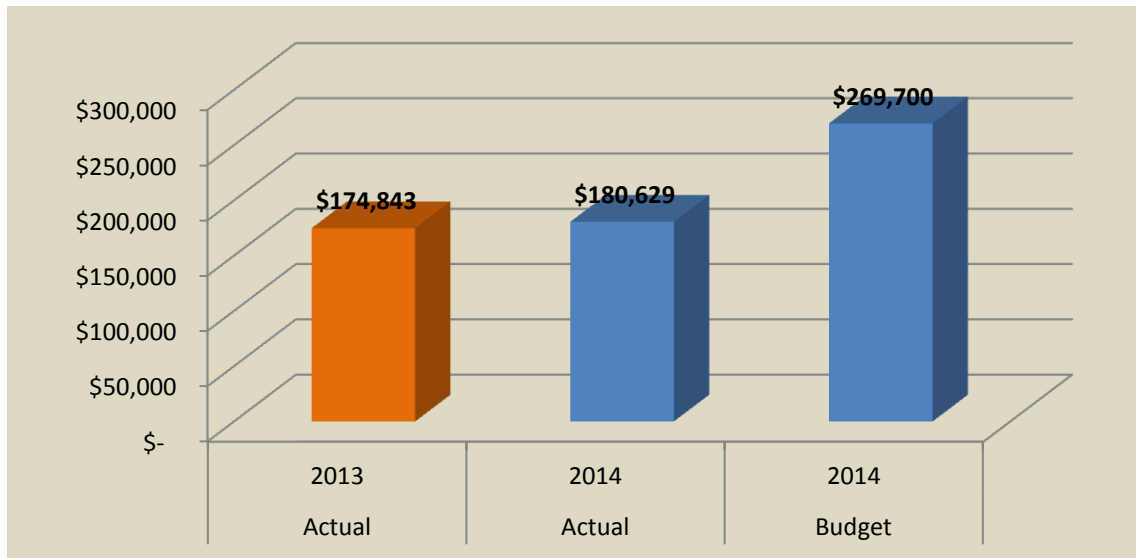
66.67% Through the Fiscal Year

City of Dallas
Monthly Financials
February 2014

Department: Building Inspections

Description	Year-to-Date	Year-to-Date	Budget 2014	Budget Remaining	Percent Spent
	Actual 2013	Actual 2014			
Personnel Services	\$ 165,409	\$ 169,758	\$ 253,000	\$ 83,242	67.1%
Materials and Supplies	9,435	10,871	16,700	5,829	65.1%
	\$ 174,843	\$ 180,629	\$ 269,700	89,071	67.0%

There are no capital expenditures budgeted in this department.



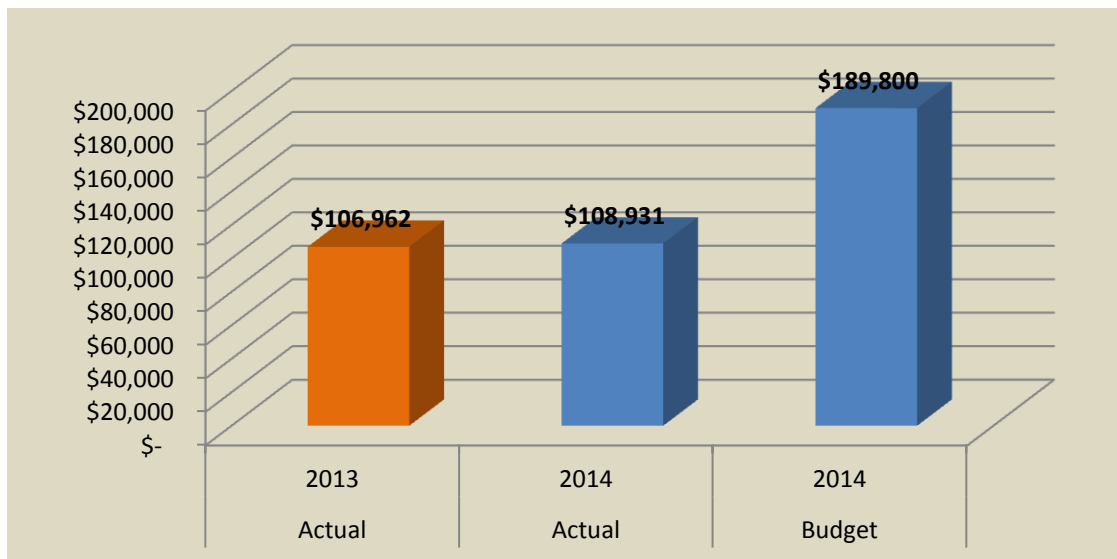
66.67% Through the Fiscal Year

City of Dallas
Monthly Financials
February 2014

Department: Planning

Description	Year-to-Date		Budget 2014	Budget Remaining	Percent Spent
	Actual 2013	Actual 2014			
Personnel Services	\$ 95,064	\$ 96,779	\$ 147,000	\$ 50,221	65.8%
Materials and Supplies	9,631	9,885	39,400	29,515	25.1%
Transfers	2,267	2,267	3,400	1,133	66.7%
	\$ 106,962	\$ 108,931	\$ 189,800	\$ 80,869	57.4%

There are no capital expenditures budgeted in this department.



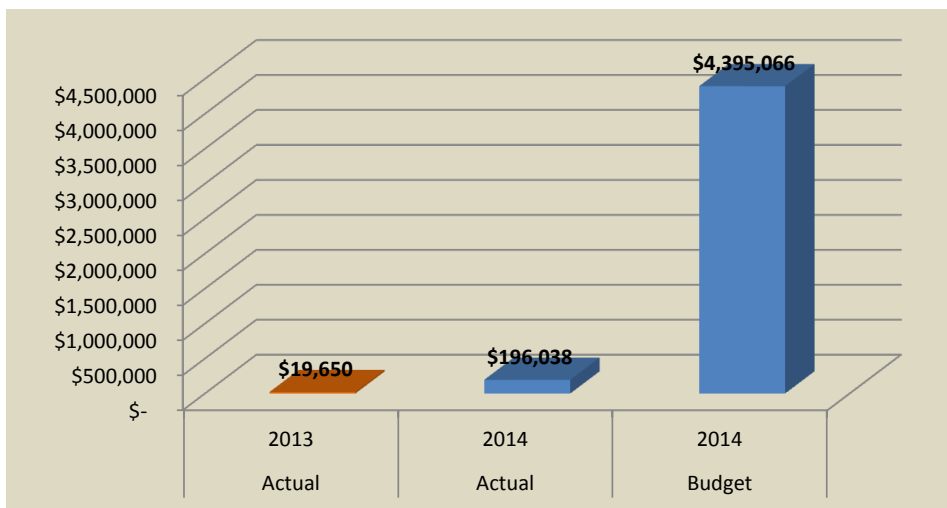
66.67% Through the Fiscal Year

City of Dallas
Monthly Financials
February 2014

Department: System Development Fund

Description	Year-to-Date		Budget 2014	Budget Remaining	Percent Collected
	Actual 2013	Actual 2014			
Revenue					
Streets SDC	\$ 23,979	\$ 39,546	\$ 50,000	\$ 10,454	79.1%
Parks SDC	48,847	77,290	100,000	22,710	77.3%
Water SDC	56,751	140,236	100,000	(40,236)	140.2%
Sewer SDC	24,751	141,285	60,000	(81,285)	235.5%
Storm Water SDC	19,400	30,648	30,000	(648)	102.2%
Transfers	646,333	143,399	160,066	16,667	89.6%
	\$ 820,062	\$ 572,405	\$ 500,066	\$ (72,339)	114.5%

Description	Year-to-Date		Budget 2014	Budget Remaining	Percent Spent
	Actual 2013	Actual 2014			
Expenditures					
Street SDC Projects	\$ -	\$ -	\$ 240,000	\$ 240,000	0.0%
Park SDC Projects	3,050	-	242,451	242,451	0.0%
Water SDC Projects	-	-	225,000	225,000	0.0%
Sewer SDC Projects	-	196,038	3,627,615	3,431,577	5.4%
Storm Water SDC Projects	-	-	60,000	60,000	0.0%
Transfers (none for 2014)	16,600	-	-	-	
	\$ 19,650	\$ 196,038	\$ 4,395,066	\$ 4,199,028	4.5%



66.67% Through the Fiscal Year

City of Dallas
Monthly Financials
February 2014

Department: Streets

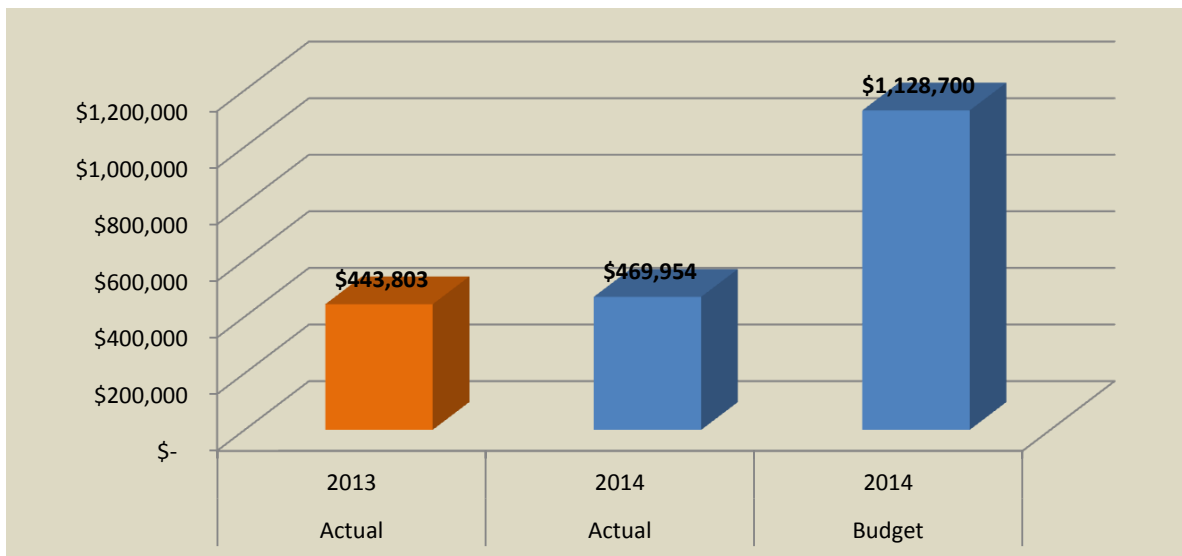
Description	Year-to-Date	Year-to-Date	Budget 2014	Budget Remaining	Percent Collected
	Actual 2013	Actual 2014			
Revenue					
Highway Reimbursement & Appropriations	\$ 1,023,301	\$ 743,462	\$ 1,025,000	\$ 281,538	72.5%
Miscellaneous Revenue and Interest	11,363	65,718	66,060	342	99.5%
	\$ 1,034,665	\$ 809,180	\$ 1,091,060	\$ 281,880	74.2%

Description	Year-to-Date	Year-to-Date	Budget 2014	Budget Remaining	Percent Spent
	Actual 2013	Actual 2014			
Expenditures					
Personnel Services	\$ 208,551	\$ 195,205	\$ 292,000	\$ 96,795	66.9%
Materials and Supplies	154,977	163,318	261,700	98,382	62.4%
Capital Outlay	26,941	58,097	495,000	436,903	11.7%
Transfers	53,333	53,333	80,000	26,667	66.7%
	\$ 443,803	\$ 469,954	\$ 1,128,700	\$ 658,746	41.6%

Capital Expenditures:

Contractual Overlays - \$475,000

Sidewalks - \$20,000



66.67% Through the Fiscal Year

City of Dallas
Monthly Financials
February 2014

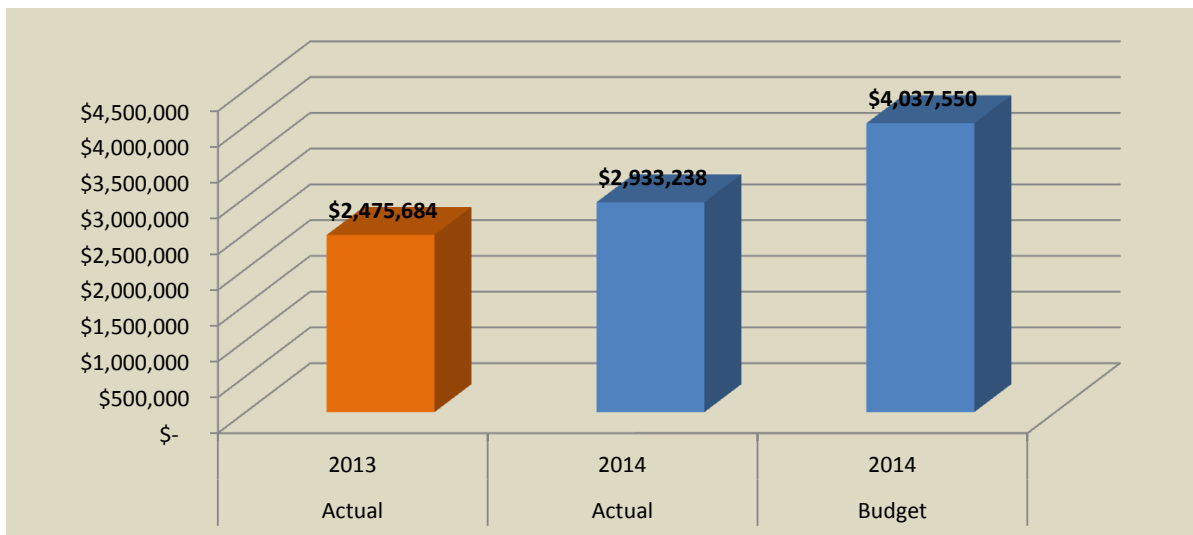
Department: Sewer

Description	Year-to-Date		Budget 2014	Budget Remaining	Percent Collected
	Actual 2013	Actual 2014			
Revenue					
Service Charges and Hook Up Fees	\$ 2,966,626	\$ 2,037,798	\$ 3,037,000	\$ 999,202	67.1%
Miscellaneous Revenue and Interest	204,721	334,683	120,000	\$ (214,683)	278.9%
	\$ 3,171,347	\$ 2,372,481	\$ 3,157,000	\$ 784,519	75.1%

Description	Year-to-Date		Budget 2014	Budget Remaining	Percent Spent
	Actual 2013	Actual 2014			
Expenditures					
Personnel Services	\$ 396,841	\$ 399,214	\$ 593,500	\$ 194,286	67.3%
Materials and Supplies	611,739	571,818	1,070,500	498,682	53.4%
Capital Outlay	94,794	591,005	810,000	218,995	73.0%
Transfers	1,372,310	366,667	559,000	192,333	65.6%
Debt Service (2013 in Debt Service Fund)	-	1,004,534	1,004,550	16	100.0%
	\$ 2,475,684	\$ 2,933,238	\$ 4,037,550	\$ 1,104,312	72.6%

Capital Expenditures:

- Equipment - \$65,000
- Rickereall Crk Interceptor CIP - \$500,000
- Siphon Replacement - \$100,000
- I & I - \$25,000
- Storm Projects - \$20,000
- WWTF Capital Improvements - \$50,000
- Sewer Replacement Projects - \$50,000



66.67% Through the Fiscal Year

City of Dallas
Monthly Financials
February 2014

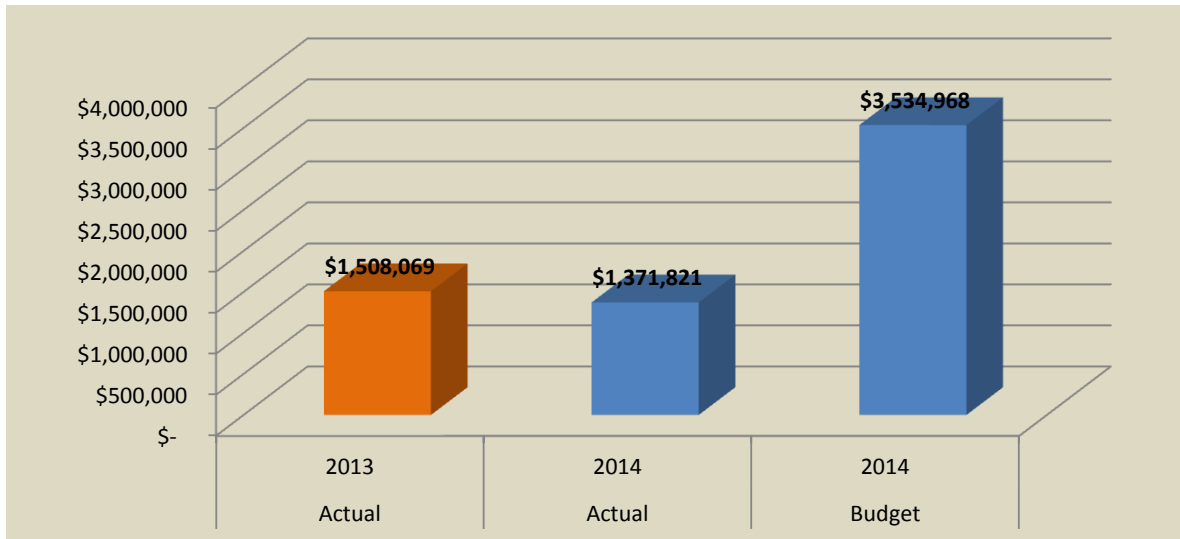
Department: Water

Description	Year-to-Date Actual 2013	Year-to-Date Actual 2014	Budget 2014	Budget Remaining	Percent Collected
Revenue					
Service Charges and Connection Fees	\$ 2,084,881	\$ 1,505,830	\$ 2,142,000	\$ 636,170	70.3%
Miscellaneous Revenue and Interest	49,558	69,426	1,545,000	1,475,574	4.5%
	\$ 2,134,440	\$ 1,575,256	\$ 3,687,000	\$ 2,111,744	42.7%

Description	Year-to-Date Actual 2013	Year-to-Date Actual 2014	Budget 2014	Budget Remaining	Percent Spent
Expenditures					
Personnel Services	\$ 268,525	\$ 269,556	\$ 398,000	\$ 128,444	67.7%
Materials and Supplies	433,019	470,965	705,000	234,035	66.8%
Capital Outlay	-	-	1,650,000	1,650,000	0.0%
Transfers	-	347,967	347,968	1	100.0%
Debt Service (2013 in Debt Service Fund)	806,526	283,333	434,000	150,667	65.3%
	\$ 1,508,069	\$ 1,371,821	\$ 3,534,968	\$ 2,163,147	38.8%

Capital Expenditures:

AMR Project- \$1,500,000
 Water Line Replacement Project - \$50,000
 Transmission Water Line- \$100,000



66.67% Through the Fiscal Year

City of Dallas
Monthly Financials
February 2014

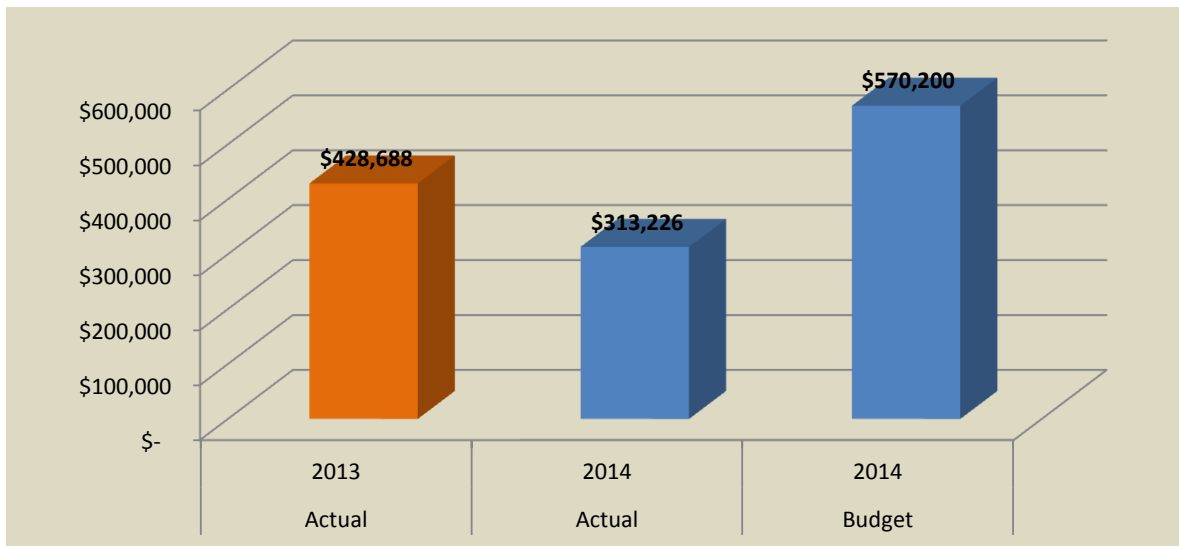
Department: Fleet

Description	Year-to-Date		Budget 2014	Budget Remaining	Percent Collected
	Actual 2013	Actual 2014			
Revenue					
Service Charges and Total Care	\$ 429,802	\$ 287,375	\$ 427,000	\$ 139,625	67.3%
Miscellaneous Revenue	103,958	59,416	84,800	25,384	70.1%
	\$ 533,761	\$ 346,791	\$ 511,800	\$ 165,009	67.8%

Description	Year-to-Date		Budget 2014	Budget Remaining	Percent Spent
	Actual 2013	Actual 2014			
Expenditures					
Personnel Services	\$ 134,602	\$ 133,254	\$ 201,000	\$ 67,746	66.3%
Materials and Supplies	111,404	125,825	192,200	66,375	65.5%
Capital Outlay	129,348	814	97,000	96,186	0.8%
Transfers	53,333	53,333	80,000	26,667	66.7%
	\$ 428,688	\$ 313,226	\$ 570,200	\$ 256,974	54.9%

Capital Expenditures:

Equipment - \$65,000 (Sewer Camera System)
 Building Improvements - \$32,000



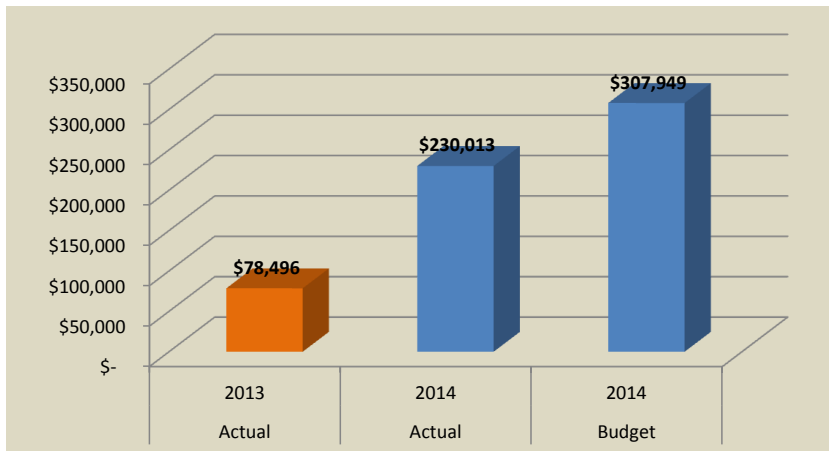
66.67% Through the Fiscal Year

City of Dallas
Monthly Financials
February 2014

Department: Trust Fund

Description	Year-to-Date		Budget 2014	Budget Remaining	Percent Collected
	Actual 2013	Actual 2014			
Revenue					
Aquatics	\$ -	\$ -	\$ -	\$ -	
Fire and Ambulance	34,669	18,766	36,000	17,234	52.1%
Street	-	-	-	-	
Transient Lodging	54,822	-	-	-	
Miscellaneous	1,257	591	1,000	409	59.1%
Economic Development	28,831	20,000	30,000	10,000	66.7%
Park	3,225	2,719	4,000	1,281	
Police	8,513	-	-	-	
Library	1,237	19,454	20,000	546	97.3%
	\$ 132,555	\$ 61,530	\$ 91,000	\$ 29,470	67.6%

Description	Year-to-Date		Budget 2014	Budget Remaining	Percent Spent
	Actual 2013	Actual 2014			
Expenditures					
Aquatics	\$ 6,379	\$ -	\$ -	\$ -	
Fire and Ambulance	22,581	23,385	64,274	40,889	36.4%
Street	-	-	-	-	
Transient Lodging	40,113	-	-	-	
Miscellaneous	240	1,732	3,000	1,268	57.7%
Economic Development	2,965	26,919	48,000	21,081	56.1%
Park	2,164	1,736	4,000	2,264	43.4%
Police	479	-	-	-	
Library	3,576	11,513	20,000	8,487	57.6%
Transfers	-	164,727	168,675	3,948	97.7%
	\$ 78,496	\$ 230,013	\$ 307,949	\$ 77,936	74.7%



66.67% Through the Fiscal Year

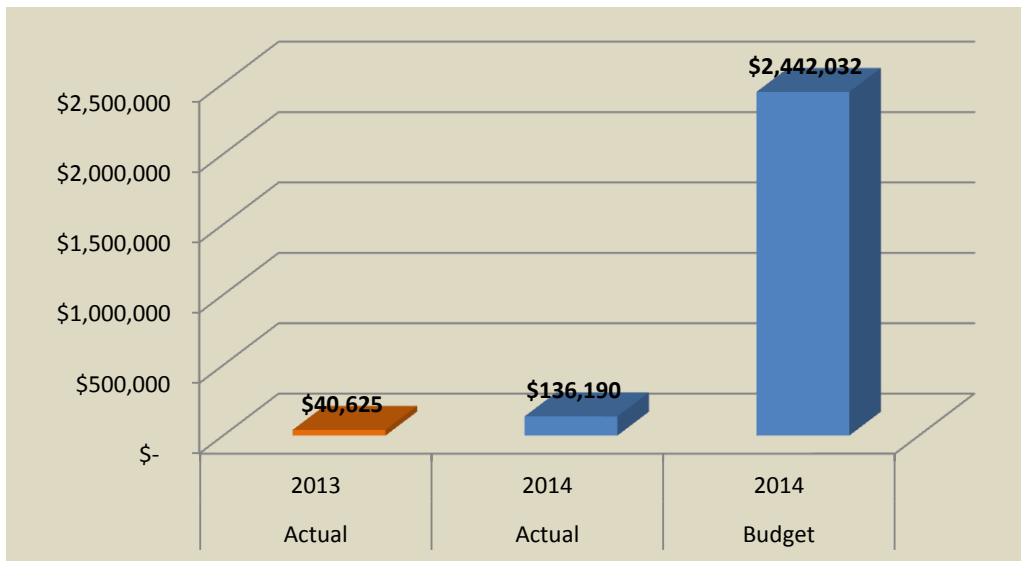
City of Dallas
Monthly Financials
February 2014

Department: Grant Fund

Description	Year-to-Date	Year-to-Date	Budget 2014	Budget Remaining	Percent Collected
	Actual 2013	Actual 2014			
Revenue					
Police	\$ 8,018	\$ 8,393	\$ 12,000	\$ 3,607	69.9%
Fire	38,047	-	456,532	456,532	0.0%
Parks and Trails	501	501	470,000	469,499	0.1%
Miscellaneous	2,739	1,020	1,503,500	1,502,480	0.1%
	\$ 49,305	\$ 9,914	\$ 2,442,032	\$ 2,432,118	0.4%

Description	Year-to-Date	Year-to-Date	Budget 2014	Budget Remaining	Percent Spent
	Actual 2013	Actual 2014			
Expenditures					
Police	\$ 2,625	\$ 750	\$ 12,000	\$ 11,250	6.3%
Fire	38,000	-	456,532	456,532	0.0%
Parks and Trails	-	134,743	470,000	335,257	28.7%
Miscellaneous	-	697	1,503,500	2,803	0.0%
	\$ 40,625	\$ 136,190	\$ 2,442,032	\$ 805,842	5.6%

Grant Projects: Police - vests, misc.
 Fire - Hydraulic rescue tool system, pumper
 Parks and Trails - Rickreall Crk Trail System
 Miscellaneous - CDBG; Ready to Read



66.67% Through the Fiscal Year

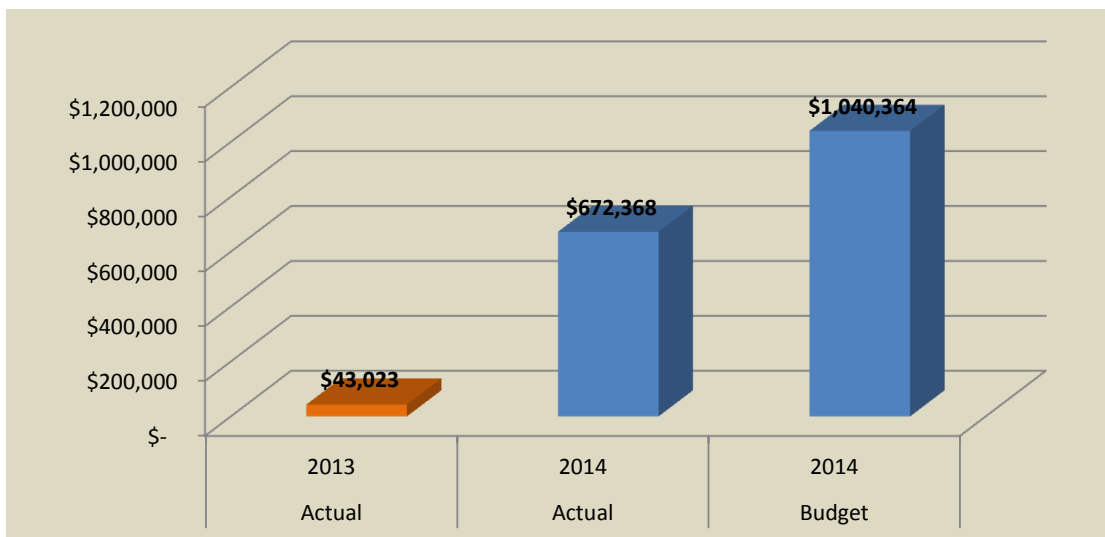
City of Dallas
Monthly Financials
February 2014

Department: Urban Renewal Fund

Description	Year-to-Date		Budget 2014	Budget Remaining	Percent Collected
	Actual 2013	Actual 2014			
Revenue					
Property Taxes	\$ 121,062	\$ 128,251	\$ 125,000	\$ (3,251)	102.6%
Interest Earnings	2,311	1,788	1,000	(788)	178.8%
Miscellaneous Revenue	-	50	1,000	950	5.0%
Finance Proceeds	-	750,000	750,000	-	100.0%
	\$ 123,373	\$ 880,089	\$ 877,000	\$ (4,039)	100.4%

Description	Year-to-Date		Budget 2014	Budget Remaining	Percent Spent
	Actual 2013	Actual 2014			
Expenditures					
Personal Services	\$ 9,702	\$ 10,934	\$ 16,000	\$ 5,066	68.3%
Materials and Services	-	11,798	13,000	1,202	90.8%
Debt Service Reserve	-	-	86,395	86,395	0.0%
Capital Expenditures	33,321	635,454	875,000	239,546	72.6%
Grants	-	4,213	40,000	35,787	10.5%
Transfers	-	9,969	9,969	0	100.0%
	\$ 43,023	\$ 672,368	\$ 1,040,364	\$ 367,996	64.6%

Capital Expenditures: 800/900 Block Main Street Project
Property Acquisition



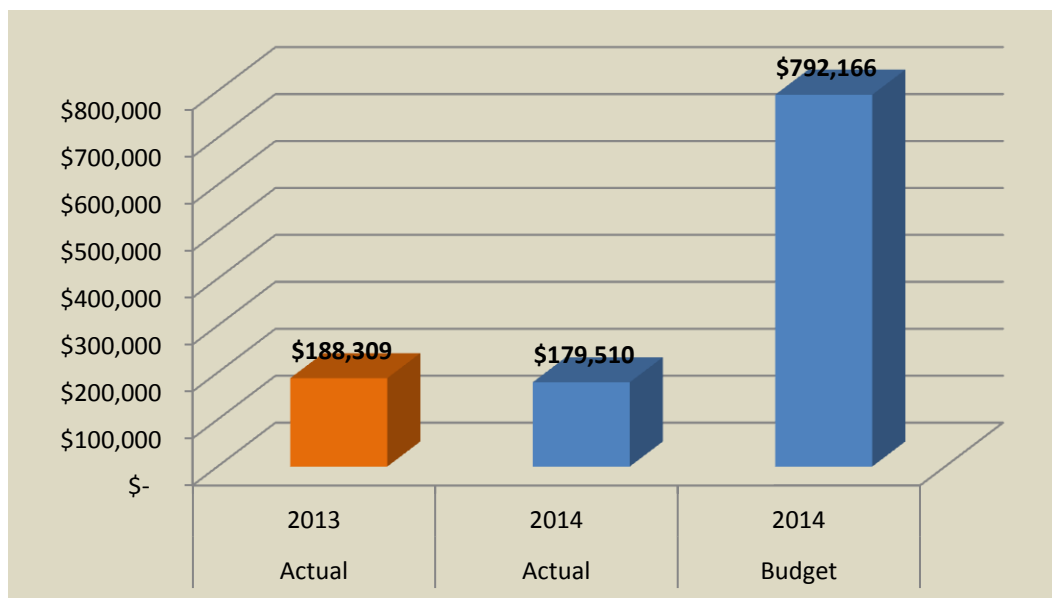
66.67% Through the Fiscal Year

City of Dallas
Monthly Financials
February 2014

Department: General Obligation and Long Term Debt Funds

Description	Year-to-Date Actual 2013	Year-to-Date Actual 2014	Budget 2014	Budget Remaining	Percent Collected
Revenue					
Property Taxes	\$ 668,945	\$ 671,076	\$ 735,000	\$ 63,924	91.3%
Transfers	70,673	71,681	109,627	37,946	65.4%
	\$ 739,618	\$ 742,757	\$ 844,627	\$ 101,870	87.9%

Description	Year-to-Date Actual 2013	Year-to-Date Actual 2014	Budget 2014	Budget Remaining	Percent Spent
Expenditures					
Principal	\$ 70,000	\$ 75,000	\$ 585,000	\$ 510,000	12.8%
Interest	118,309	104,510	207,166	102,656	50.4%
	\$ 188,309	\$ 179,510	\$ 792,166	\$ 612,656	22.7%



66.67% Through the Fiscal Year