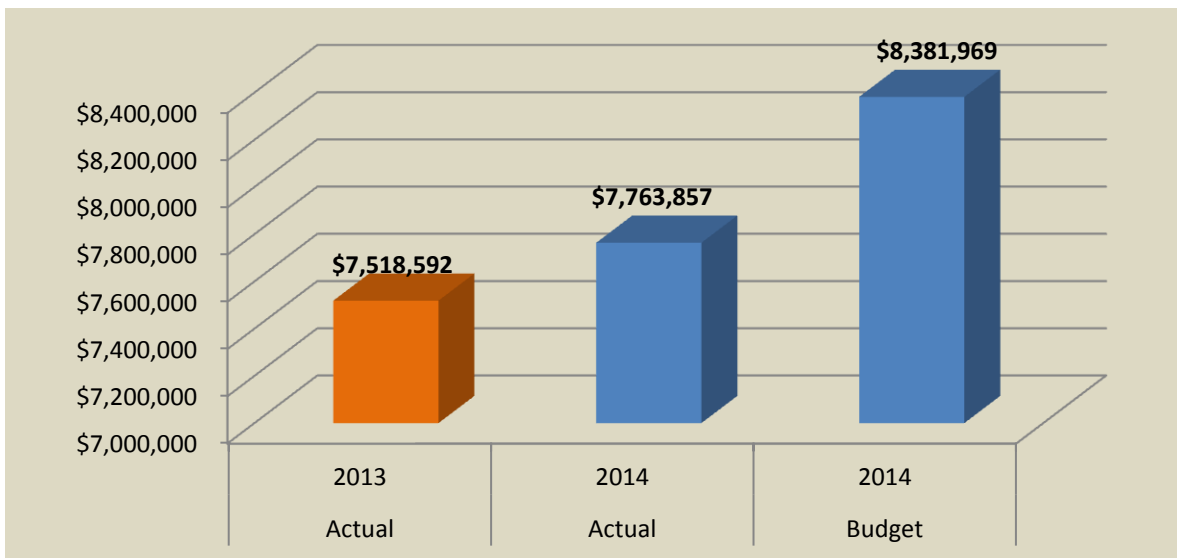


**City of Dallas**  
**Monthly Financials**  
**May 2014**

**General Fund Revenue**

Description	Year-to-Date	Year-to-Date	Budget 2014	Budget Remaining	Percent Collected
	Actual 2013	Actual 2014			
Licenses, Permits and Fees	\$ 1,150,686	\$ 1,257,638	\$ 1,379,000	\$ 121,362	91.2%
Fines and Forfeitures	94,803	123,918	155,000	31,082	79.9%
Recreation Fees	392,019	413,089	461,000	47,911	89.6%
Library Fees	63,949	80,479	75,000	(5,479)	107.3%
Property Taxes	3,277,784	3,283,296	3,444,000	160,704	95.3%
Miscellaneous Taxes	235,156	189,253	225,000	35,747	84.1%
Franchise Fees	980,771	1,024,632	1,105,000	80,368	92.7%
Inter-governmental	126,749	143,367	187,000	43,633	76.7%
Miscellaneous Revenue	52,793	49,288	48,000	(1,288)	102.7%
Interest Earnings	12,842	13,042	15,000	1,958	86.9%
Transfers	1,131,040	1,185,855	1,287,969	102,114	92.1%
	<b>\$ 7,518,592</b>	<b>\$ 7,763,857</b>	<b>\$ 8,381,969</b>	<b>\$ 618,112</b>	<b>92.6%</b>



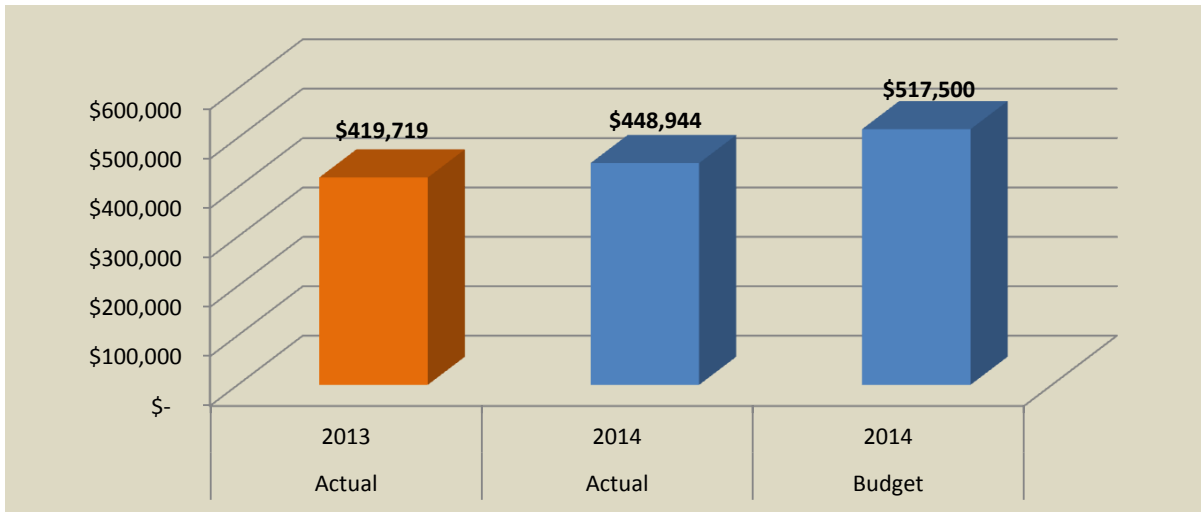
**91.67% Through the Fiscal Year**

**City of Dallas**  
**Monthly Financials**  
**May 2014**

**Department: Administration**

Description	Year-to-Date		Year-to-Date		Budget 2014	Budget Remaining	Percent Spent
	Actual 2013	Actual 2014	Actual 2014	Budget 2014			
Personnel Services	\$ 305,832	\$ 338,646	\$ 376,000	\$ 37,354		90.1%	
Materials and Supplies	113,888	110,298	141,500	31,202		77.9%	
	<b>\$ 419,719</b>	<b>\$ 448,944</b>	<b>\$ 517,500</b>	<b>\$ 68,556</b>		<b>86.8%</b>	

There are no capital expenditures budgeted in this department.



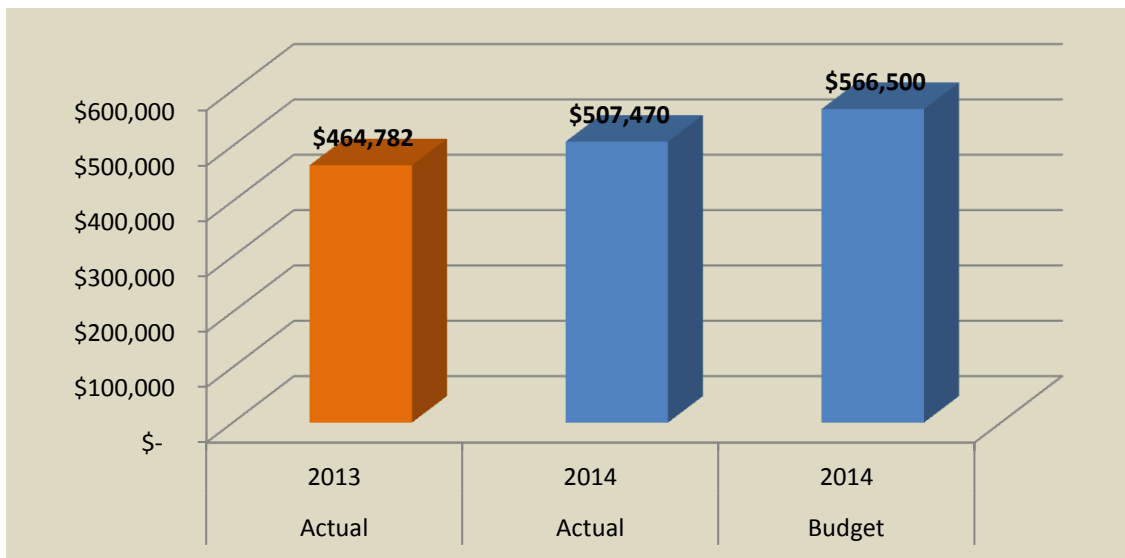
**91.67% Through the Fiscal Year**

**City of Dallas**  
**Monthly Financials**  
**May 2014**

**Department: Finance**

Description	Year-to-Date		Budget 2014	Budget Remaining	Percent Spent
	Actual 2013	Actual 2014			
Personnel Services	\$ 300,122	\$ 319,217	\$ 361,000	\$ 41,783	88.4%
Materials and Supplies	164,661	188,252	205,500	17,248	91.6%
	<b>\$ 464,782</b>	<b>\$ 507,470</b>	<b>\$ 566,500</b>	<b>\$ 59,030</b>	<b>89.6%</b>

There are no capital expenditures budgeted in this department.



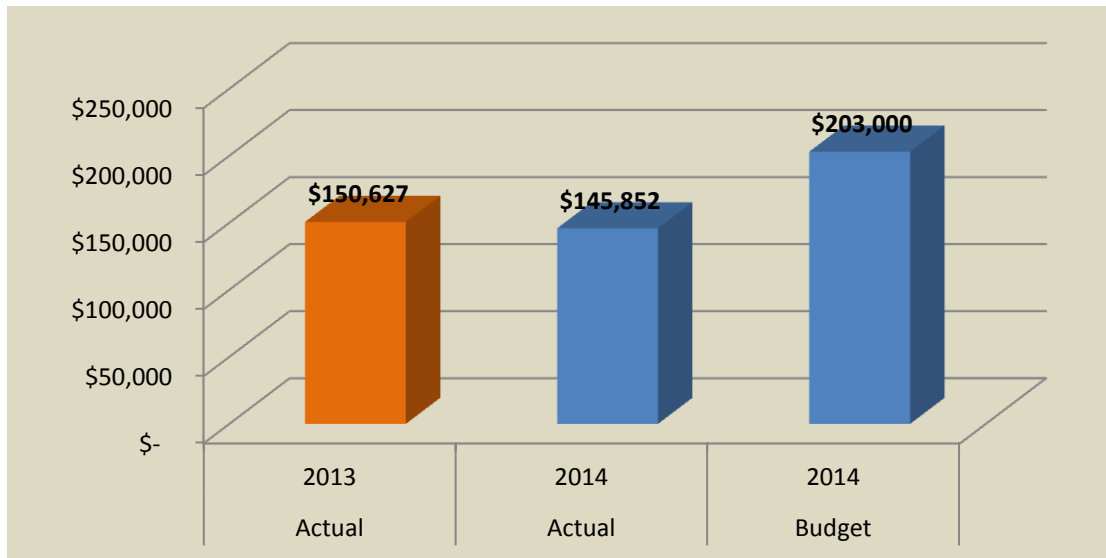
**91.67% Through the Fiscal Year**

**City of Dallas**  
**Monthly Financials**  
**May 2014**

**Department: Facilities**

Description	Year-to-Date		Budget 2014	Budget Remaining	Percent Spent
	Actual 2013	Actual 2014			
Personnel Services	\$ 98,636	\$ 96,820	\$ 121,000	\$ 24,180	80.0%
Materials and Supplies	51,991	49,032	67,000	17,968	73.2%
Capital Outlay	-	-	15,000	15,000	0.0%
	<b>\$ 150,627</b>	<b>\$ 145,852</b>	<b>\$ 203,000</b>	<b>\$ 57,148</b>	<b>71.8%</b>

Capital Expenditures: HVAC system for Carnegie Building - \$15,000



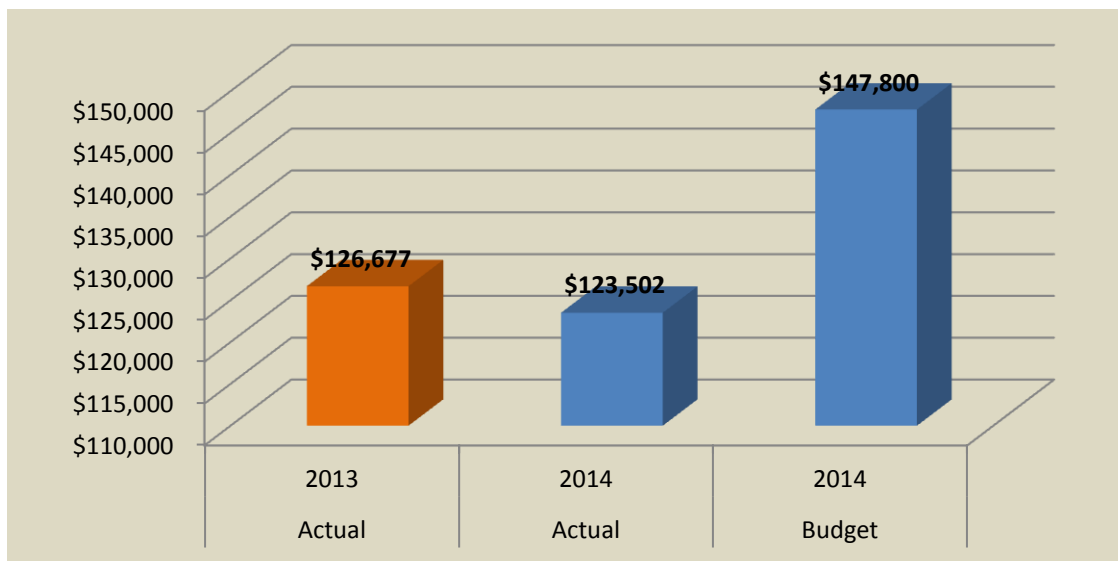
**91.67% Through the Fiscal Year**

**City of Dallas**  
**Monthly Financials**  
**May 2014**

**Department: Municipal Court**

Description	Year-to-Date		Budget 2014	Budget Remaining	Percent Spent
	Actual 2013	Actual 2014			
Personnel Services	\$ 112,526	\$ 95,012	\$ 108,500	\$ 13,488	87.6%
Materials and Supplies	14,150	28,491	39,300	10,809	72.5%
	<b>\$ 126,677</b>	<b>\$ 123,502</b>	<b>\$ 147,800</b>	<b>\$ 24,298</b>	<b>83.6%</b>

There are no capital expenditures budgeted in this department.



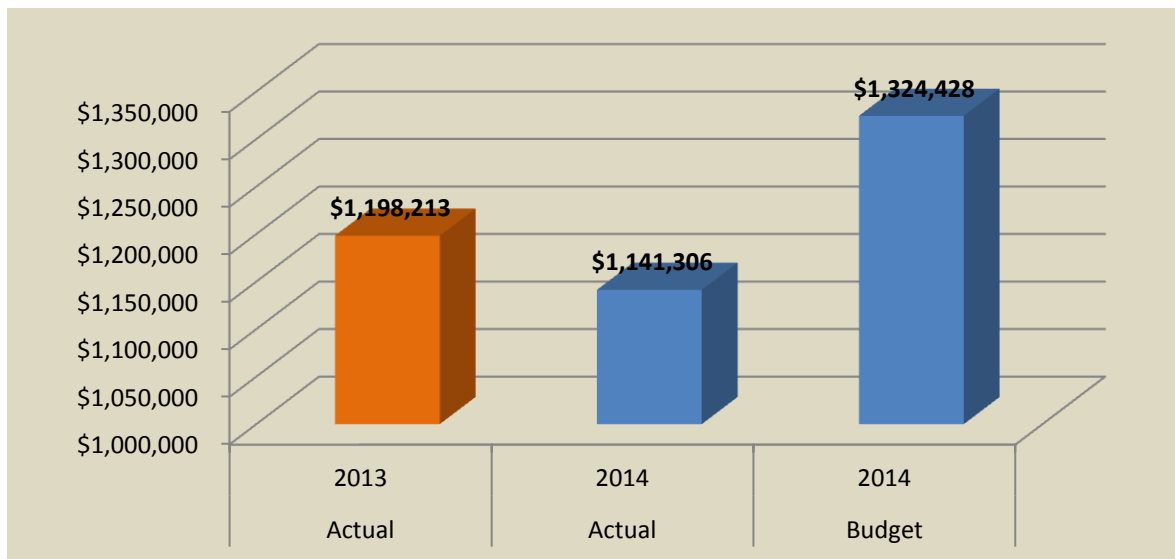
**91.67% Through the Fiscal Year**

**City of Dallas**  
**Monthly Financials**  
**May 2014**

**Department: Ambulance**

Description	Year-to-Date		Budget 2014	Budget Remaining	Percent Spent
	Actual 2013	Actual 2014			
Personnel Services	\$ 851,307	\$ 823,807	\$ 927,000	\$ 103,193	88.9%
Materials and Supplies	274,934	244,774	320,125	75,351	76.5%
Capital Outlay	7,331	8,733	10,000	1,267	87.3%
Debt Service	37,140	36,493	37,303	811	97.8%
Transfers	27,500	27,500	30,000	2,500	91.7%
	<b>\$ 1,198,213</b>	<b>\$ 1,141,306</b>	<b>\$ 1,324,428</b>	<b>\$ 183,122</b>	<b>86.2%</b>

Capital Expenditures: Replacement of medical equipment - \$7,000  
 Replacement of turnouts - \$3,000



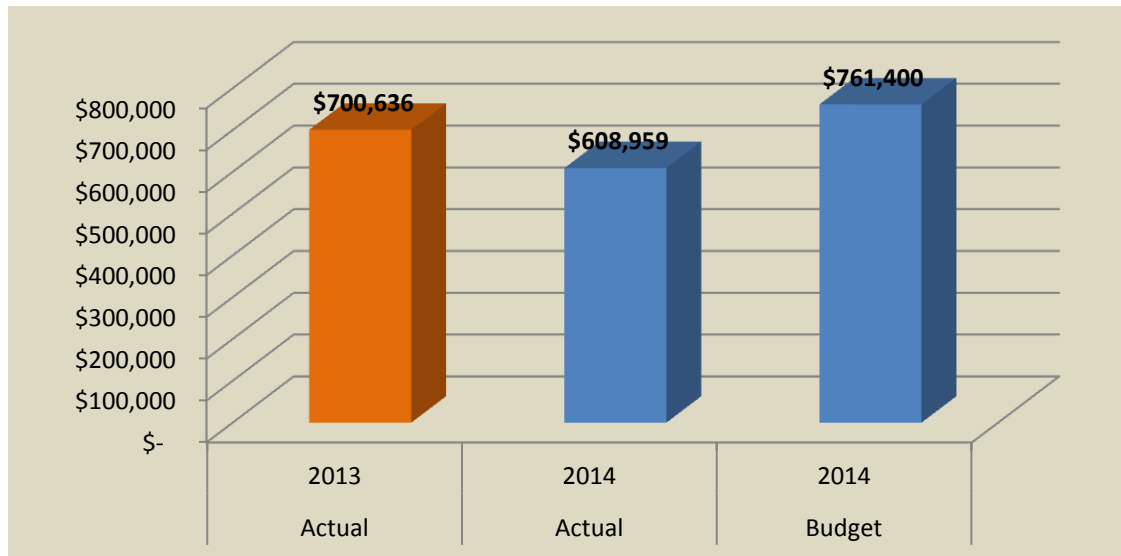
**91.67% Through the Fiscal Year**

**City of Dallas**  
**Monthly Financials**  
**May 2014**

**Department: Fire**

Description	Year-to-Date	Year-to-Date	Budget 2014	Budget Remaining	Percent Spent
	Actual 2013	Actual 2014			
Personnel Services	\$ 457,627	\$ 349,188	\$ 421,000	\$ 71,812	82.9%
Materials and Supplies	177,846	205,511	230,000	24,489	89.4%
Capital Outlay	38,213	27,310	81,000	53,690	33.7%
Transfers	26,950	26,950	29,400	2,450	91.7%
	<b>\$ 700,636</b>	<b>\$ 608,959</b>	<b>\$ 761,400</b>	<b>\$ 152,441</b>	<b>80.0%</b>

Capital Expenditures:                      Replacement of equipment - \$8,000  
    Replacement of turnouts - \$30,000



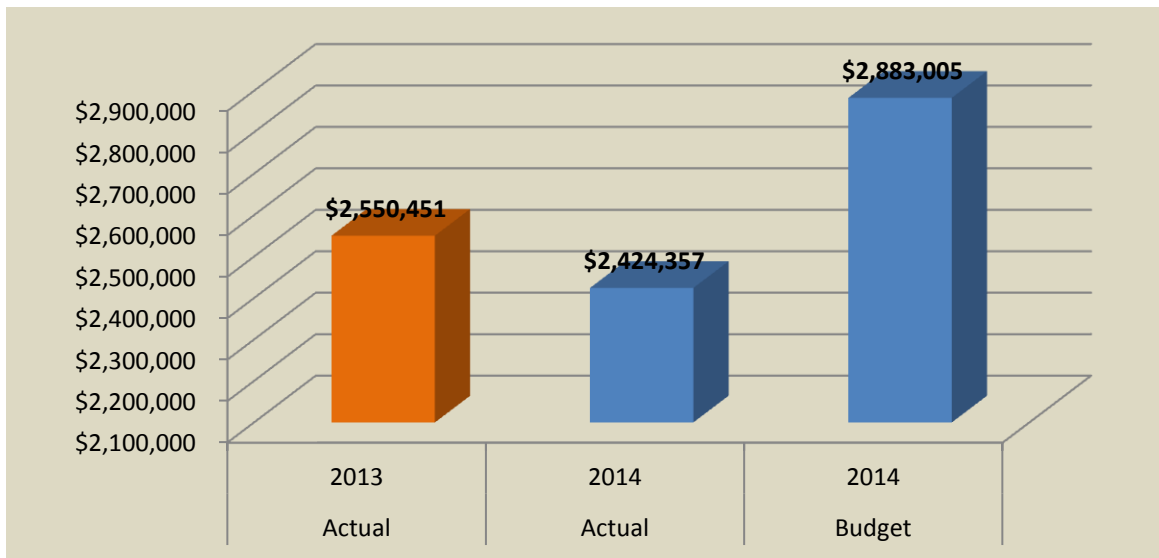
**91.67% Through the Fiscal Year**

**City of Dallas**  
**Monthly Financials**  
**May 2014**

**Department: Police**

Description	Year-to-Date	Year-to-Date	Budget 2014	Budget Remaining	Percent Spent
	Actual 2013	Actual 2014			
Personnel Services	\$ 2,206,315	\$ 2,095,008	\$ 2,445,000	\$ 349,992	85.7%
Materials and Supplies	319,386	296,599	403,005	106,406	73.6%
Capital Outlay	-	8,000	8,000	-	100.0%
Transfers	24,750	24,750	27,000	2,250	91.7%
	<b>\$ 2,550,451</b>	<b>\$ 2,424,357</b>	<b>\$ 2,883,005</b>	<b>\$ 458,648</b>	<b>84.1%</b>

There are no capital expenditures budgeted in this department.



**91.67% Through the Fiscal Year**

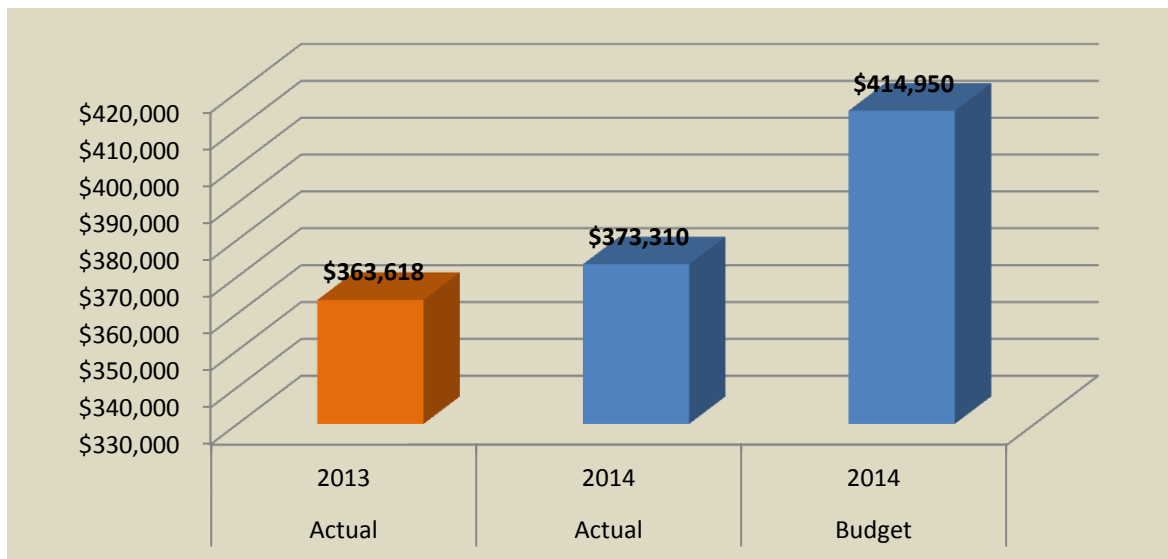


**City of Dallas**  
**Monthly Financials**  
**May 2014**

**Department: Library**

Description	Year-to-Date	Year-to-Date	Budget	Budget	Percent Spent
	Actual 2013	Actual 2014	2014	Remaining	
Personnel Services	\$ 303,735	\$ 312,000	\$ 339,000	\$ 27,000	92.0%
Materials and Supplies	59,883	61,310	75,950	14,640	80.7%
	<b>\$ 363,618</b>	<b>\$ 373,310</b>	<b>\$ 414,950</b>	<b>\$ 41,640</b>	<b>90.0%</b>

There are no capital expenditures budgeted in this department.



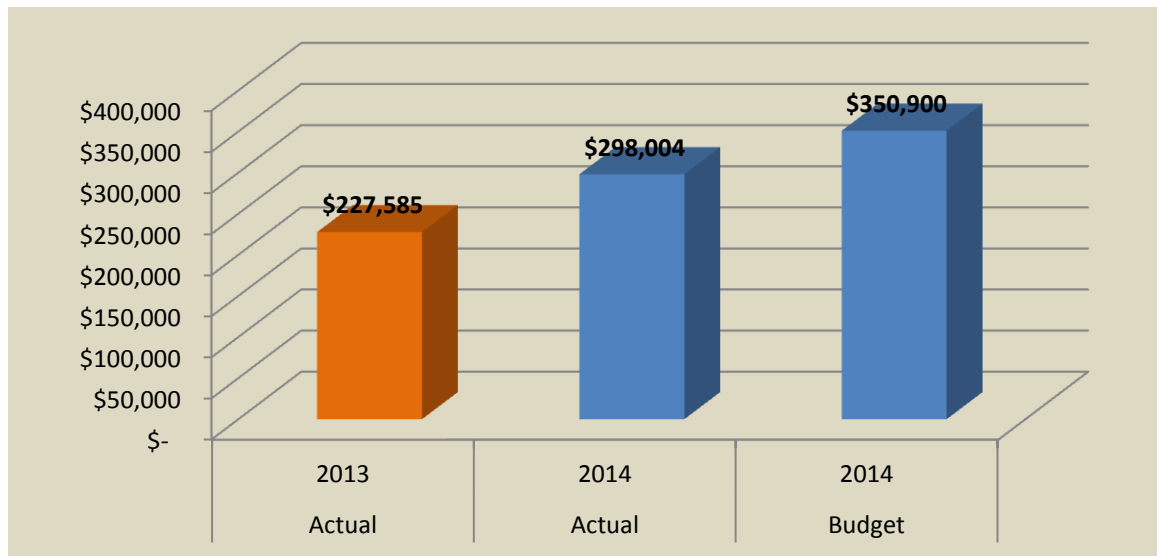
**91.67% Through the Fiscal Year**

**City of Dallas**  
**Monthly Financials**  
**May 2014**

**Department: Parks**

Description	Year-to-Date	Year-to-Date	Budget 2014	Budget Remaining	Percent Spent
	Actual 2013	Actual 2014			
Personnel Services	\$ 143,287	\$ 192,134	\$ 208,000	\$ 15,866	92.4%
Materials and Supplies	69,528	68,774	101,900	33,126	67.5%
Capital Outlay	-	32,512	36,000	3,488	90.3%
Transfers	14,770	4,583	5,000	417	91.7%
	<b>\$ 227,585</b>	<b>\$ 298,004</b>	<b>\$ 350,900</b>	<b>\$ 52,896</b>	<b>84.9%</b>

Capital Expenditures:                      Equipment - \$45,000



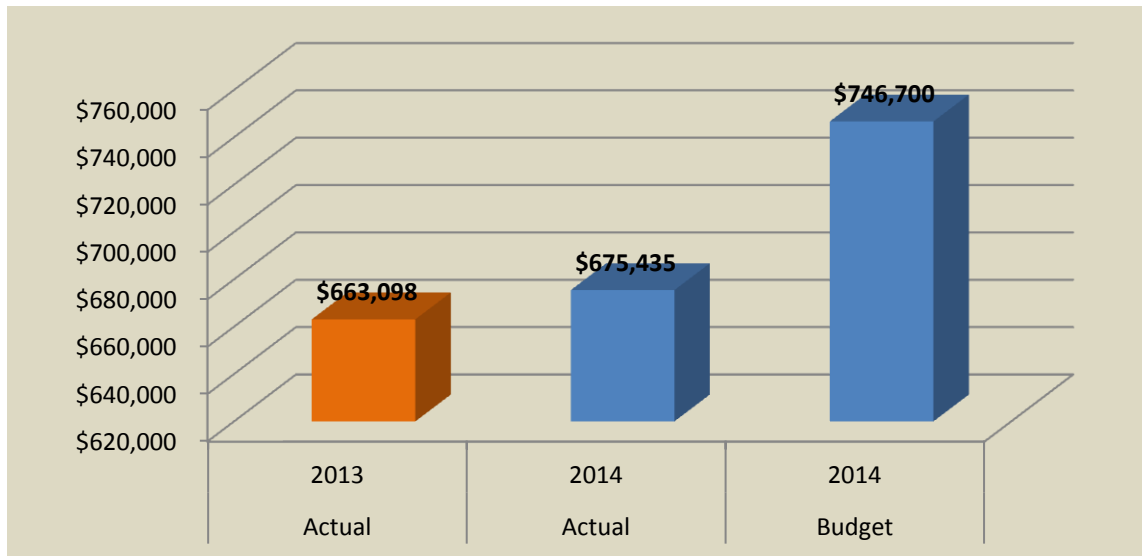
**91.67% Through the Fiscal Year**

**City of Dallas**  
**Monthly Financials**  
**May 2014**

**Department: Aquatic Center**

Description	Year-to-Date	Year-to-Date	Budget 2014	Budget Remaining	Percent Spent
	Actual 2013	Actual 2014			
Personnel Services	\$ 369,372	\$ 382,539	\$ 410,000	\$ 27,461	93.3%
Materials and Supplies	247,524	247,063	286,700	39,637	86.2%
Capital Outlay	46,201	45,833	50,000	4,167	91.7%
	<b>\$ 663,098</b>	<b>\$ 675,435</b>	<b>\$ 746,700</b>	<b>\$ 71,265</b>	<b>90.5%</b>

Capital Expenditures:                      Equipment Reimbursement - \$50,000



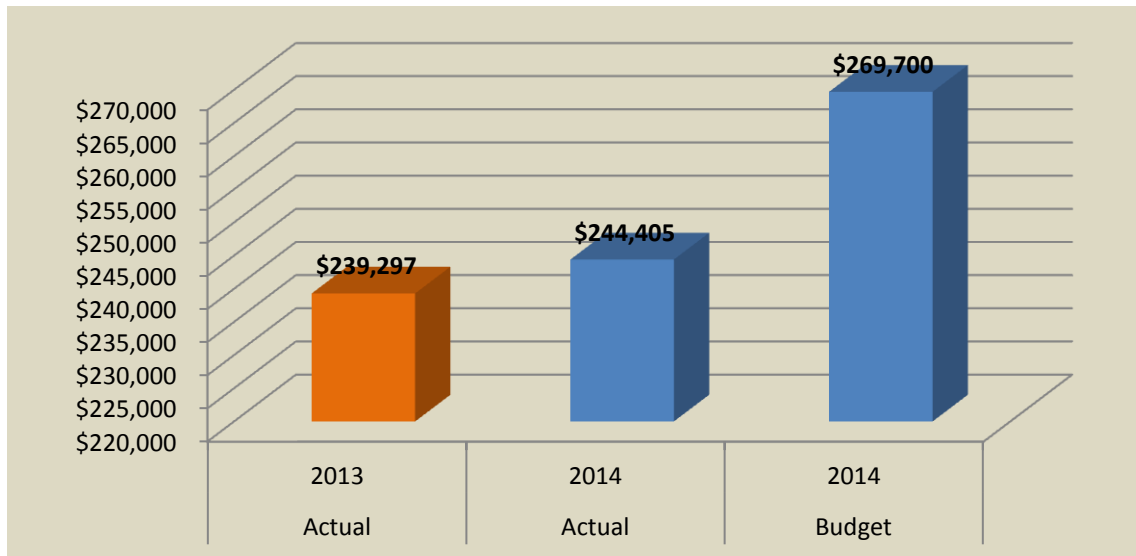
**91.67% Through the Fiscal Year**

**City of Dallas**  
**Monthly Financials**  
**May 2014**

**Department: Building Inspections**

Description	Year-to-Date	Year-to-Date	Budget 2014	Budget Remaining	Percent Spent
	Actual 2013	Actual 2014			
Personnel Services	\$ 227,256	\$ 229,708	\$ 253,000	\$ 23,292	90.8%
Materials and Supplies	12,040	14,697	16,700	2,003	88.0%
	<b>\$ 239,297</b>	<b>\$ 244,405</b>	<b>\$ 269,700</b>	<b>25,295</b>	<b>90.6%</b>

There are no capital expenditures budgeted in this department.



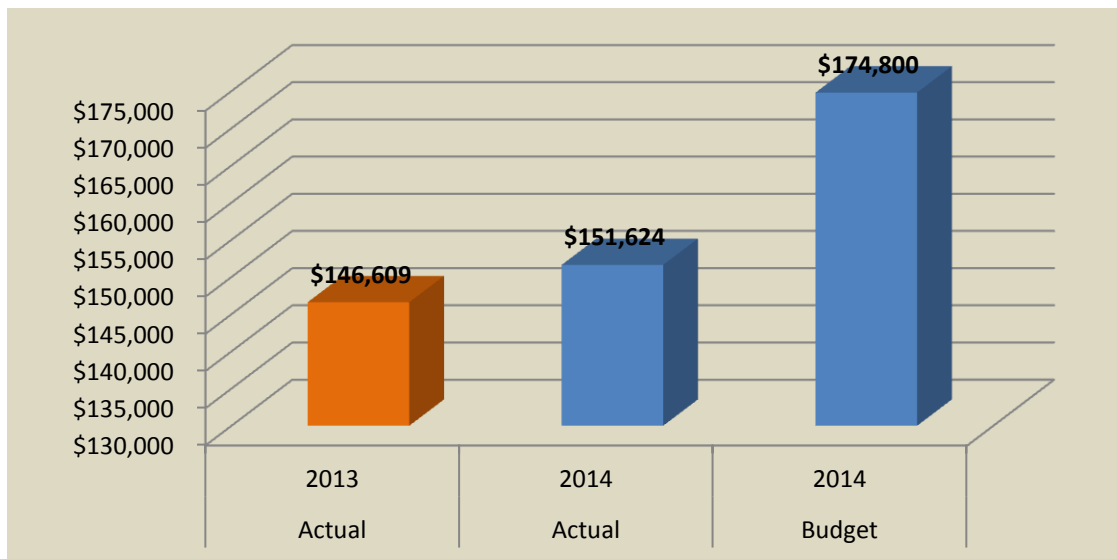
**91.67% Through the Fiscal Year**

**City of Dallas**  
**Monthly Financials**  
**May 2014**

**Department: Planning**

Description	Year-to-Date	Year-to-Date	Budget 2014	Budget Remaining	Percent Spent
	Actual 2013	Actual 2014			
Personnel Services	\$ 129,990	\$ 131,576	\$ 147,000	\$ 15,424	89.5%
Materials and Supplies	13,502	16,931	24,400	7,469	69.4%
Transfers	3,117	3,117	3,400	283	91.7%
	<b>\$ 146,609</b>	<b>\$ 151,624</b>	<b>\$ 174,800</b>	<b>\$ 23,176</b>	<b>86.7%</b>

There are no capital expenditures budgeted in this department.



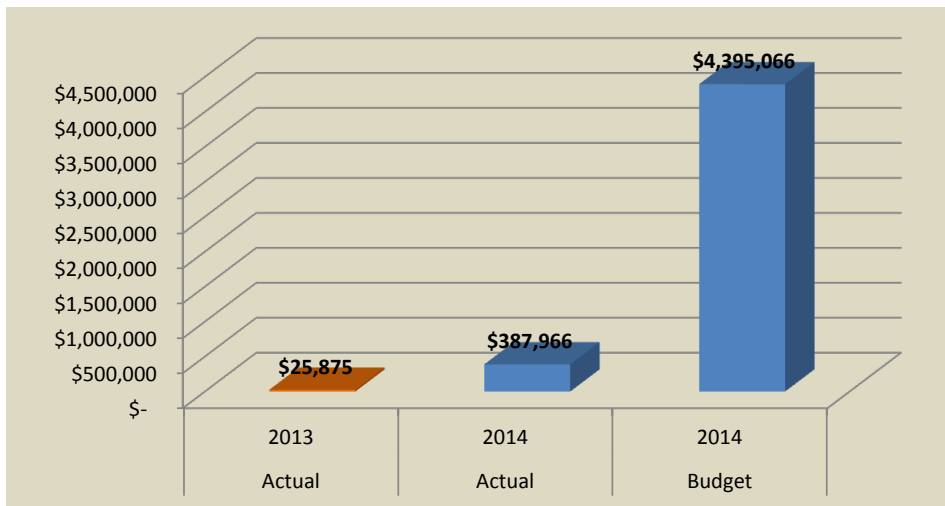
**91.67% Through the Fiscal Year**

**City of Dallas**  
**Monthly Financials**  
**May 2014**

Department: System Development Fund

Description	Year-to-Date		Budget 2014	Budget Remaining	Percent Collected
	Actual 2013	Actual 2014			
<b>Revenue</b>					
Streets SDC	\$ 50,796	\$ 55,884	\$ 50,000	\$ (5,884)	111.8%
Parks SDC	102,804	109,224	100,000	(9,224)	109.2%
Water SDC	134,082	195,396	100,000	(95,396)	195.4%
Sewer SDC	80,729	197,663	60,000	(137,663)	329.4%
Storm Water SDC	40,407	43,696	30,000	(13,696)	145.7%
Transfers	670,083	167,149	160,066	(7,083)	104.4%
	<b>\$ 1,078,901</b>	<b>\$ 769,013</b>	<b>\$ 500,066</b>	<b>\$ (268,947)</b>	<b>153.8%</b>

Description	Year-to-Date		Budget 2014	Budget Remaining	Percent Spent
	Actual 2013	Actual 2014			
<b>Expenditures</b>					
Street SDC Projects	\$ -	\$ 191,488	\$ 240,000	\$ 48,512	79.8%
Park SDC Projects	3,050	-	242,451	242,451	0.0%
Water SDC Projects	-	-	225,000	225,000	0.0%
Sewer SDC Projects	-	196,478	3,627,615	3,431,137	5.4%
Storm Water SDC Projects	-	-	60,000	60,000	0.0%
Transfers (none for 2014)	22,825	-	-	-	
	<b>\$ 25,875</b>	<b>\$ 387,966</b>	<b>\$ 4,395,066</b>	<b>\$ 4,007,100</b>	<b>8.8%</b>



91.67% Through the Fiscal Year

**City of Dallas**  
**Monthly Financials**  
**May 2014**

**Department: Streets**

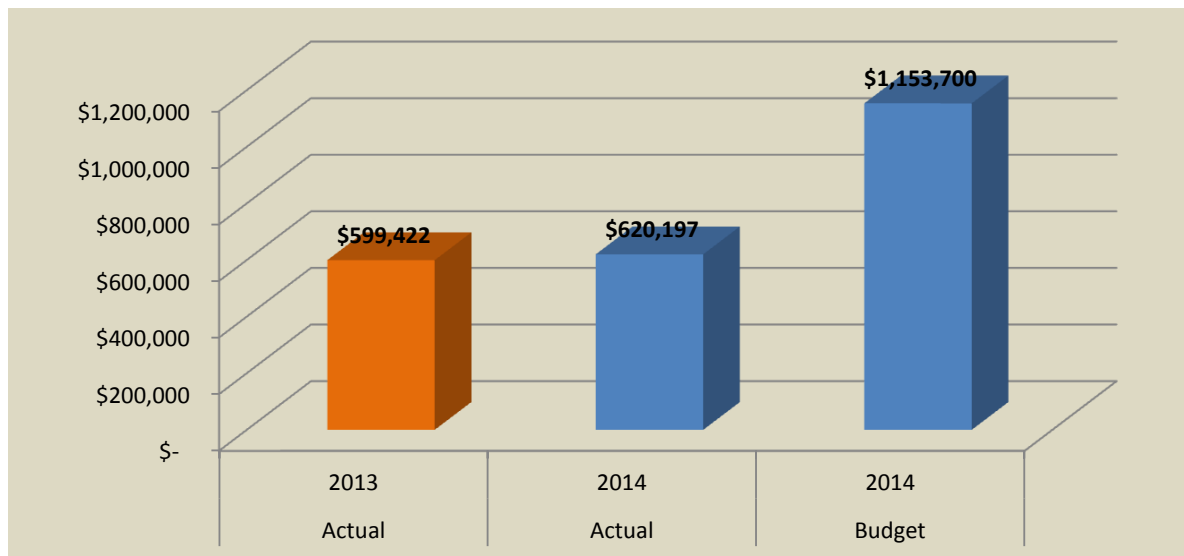
Description	Year-to-Date	Year-to-Date	Budget 2014	Budget Remaining	Percent Collected
	Actual 2013	Actual 2014			
<b>Revenue</b>					
Highway Reimbursement & Appropriations	\$ 1,023,301	\$ 936,044	\$ 1,025,000	\$ 88,956	91.3%
Miscellaneous Revenue and Interest	11,363	67,792	66,060	(1,732)	102.6%
	<b>\$ 1,034,665</b>	<b>\$ 1,003,836</b>	<b>\$ 1,091,060</b>	<b>\$ 87,224</b>	<b>92.0%</b>

Description	Year-to-Date	Year-to-Date	Budget 2014	Budget Remaining	Percent Spent
	Actual 2013	Actual 2014			
<b>Expenditures</b>					
Personnel Services	\$ 281,756	\$ 262,247	\$ 292,000	\$ 29,753	89.8%
Materials and Supplies	216,411	224,815	286,700	61,885	78.4%
Capital Outlay	27,923	59,802	495,000	435,198	12.1%
Transfers	73,333	73,333	80,000	6,667	91.7%
	<b>\$ 599,422</b>	<b>\$ 620,197</b>	<b>\$ 1,153,700</b>	<b>\$ 533,503</b>	<b>53.8%</b>

Capital Expenditures:

Contractual Overlays - \$475,000

Sidewalks - \$20,000



**91.67% Through the Fiscal Year**

**City of Dallas**  
**Monthly Financials**  
**May 2014**

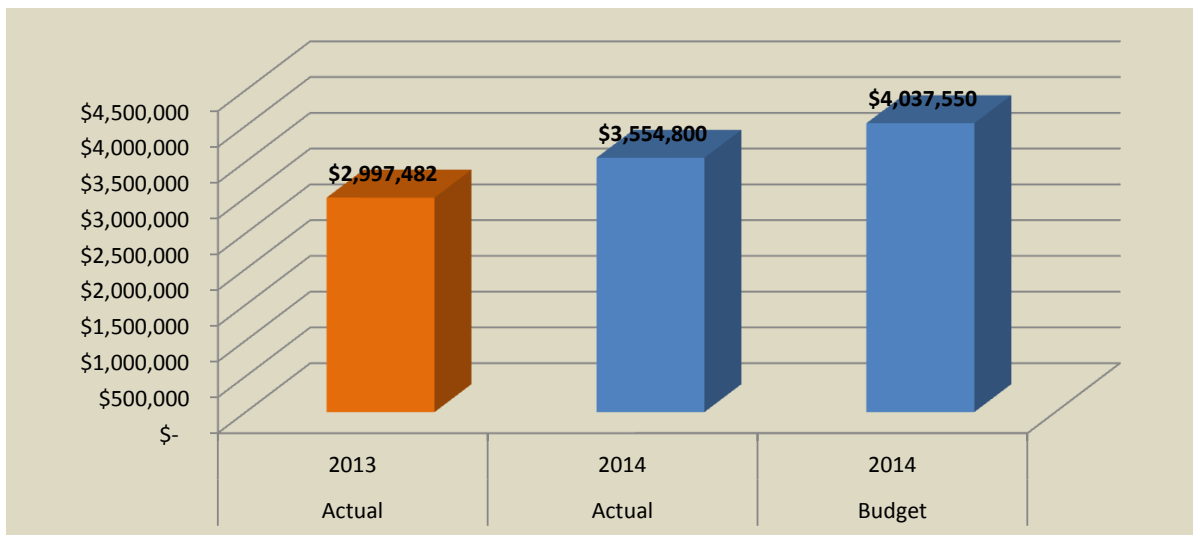
**Department: Sewer**

Description	Year-to-Date		Budget 2014	Budget Remaining	Percent Collected
	Actual 2013	Actual 2014			
<b>Revenue</b>					
Service Charges and Hook Up Fees	\$ 2,966,626	\$ 2,792,431	\$ 3,037,000	\$ 244,569	91.9%
Miscellaneous Revenue and Interest	204,721	352,728	120,000	\$ (232,728)	293.9%
	<b>\$ 3,171,347</b>	<b>\$ 3,145,159</b>	<b>\$ 3,157,000</b>	<b>\$ 11,841</b>	<b>99.6%</b>

Description	Year-to-Date		Budget 2014	Budget Remaining	Percent Spent
	Actual 2013	Actual 2014			
<b>Expenditures</b>					
Personnel Services	\$ 542,919	\$ 539,032	\$ 593,500	\$ 54,468	90.8%
Materials and Supplies	846,811	916,062	1,070,500	154,438	85.6%
Capital Outlay	97,941	591,005	810,000	218,995	73.0%
Transfers	1,509,810	504,167	559,000	54,833	90.2%
Debt Service (2013 in Debt Service Fund)	-	1,004,534	1,004,550	16	100.0%
	<b>\$ 2,997,482</b>	<b>\$ 3,554,800</b>	<b>\$ 4,037,550</b>	<b>\$ 482,750</b>	<b>88.0%</b>

Capital Expenditures:

- Equipment - \$65,000
- Rickereall Crk Interceptor CIP - \$500,000
- Siphon Replacement - \$100,000
- I & I - \$25,000
- Storm Projects - \$20,000
- WWTF Capital Improvements - \$50,000
- Sewer Replacement Projects - \$50,000



**91.67% Through the Fiscal Year**



**City of Dallas**  
**Monthly Financials**  
**May 2014**

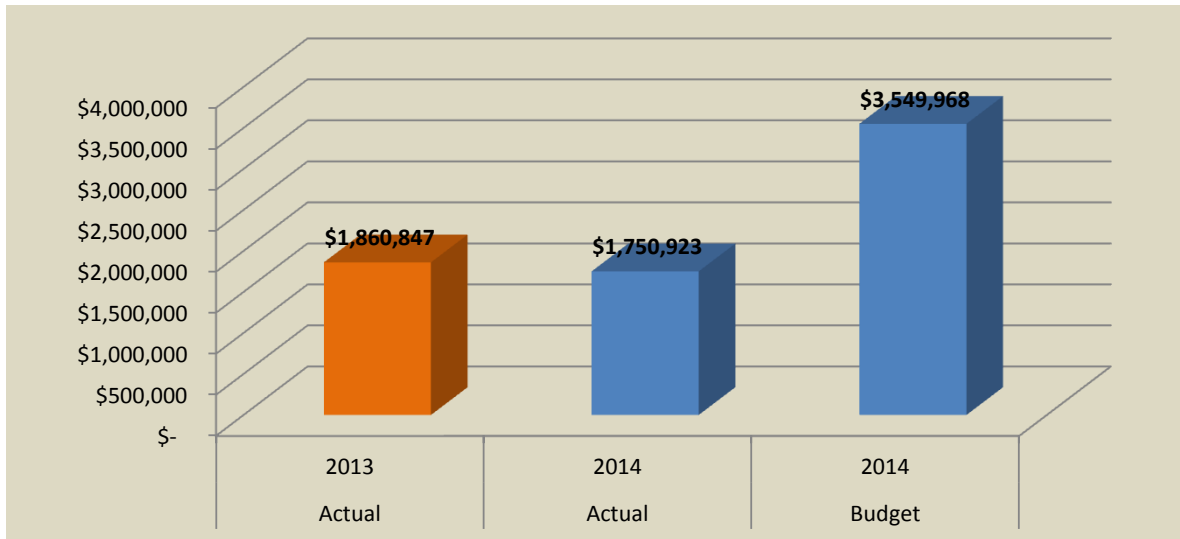
Department: Water

Description	Year-to-Date	Year-to-Date	Budget 2014	Budget Remaining	Percent Collected
	Actual 2013	Actual 2014			
<b>Revenue</b>					
Service Charges and Connection Fees	\$ 2,084,881	\$ 1,924,324	\$ 2,142,000	\$ 217,676	89.8%
Miscellaneous Revenue and Interest	49,558	95,944	1,545,000	1,449,056	6.2%
	<b>\$ 2,134,440</b>	<b>\$ 2,020,268</b>	<b>\$ 3,687,000</b>	<b>\$ 1,666,732</b>	<b>54.8%</b>

Description	Year-to-Date	Year-to-Date	Budget 2014	Budget Remaining	Percent Spent
	Actual 2013	Actual 2014			
<b>Expenditures</b>					
Personnel Services	\$ 366,943	\$ 362,642	\$ 398,000	\$ 35,358	91.1%
Materials and Supplies	581,128	641,239	720,000	78,761	89.1%
Capital Outlay	-	9,492	1,650,000	1,640,508	0.6%
Transfers	-	389,583	434,000	44,417	89.8%
Debt Service (2013 in Debt Service Fund)	912,776	347,967	347,968	1	100.0%
	<b>\$ 1,860,847</b>	<b>\$ 1,750,923</b>	<b>\$ 3,549,968</b>	<b>\$ 1,799,045</b>	<b>49.3%</b>

Capital Expenditures:

AMR Project- \$1,500,000  
 Water Line Replacement Project - \$50,000  
 Transmission Water Line- \$100,000



91.67% Through the Fiscal Year

**City of Dallas**  
**Monthly Financials**  
**May 2014**

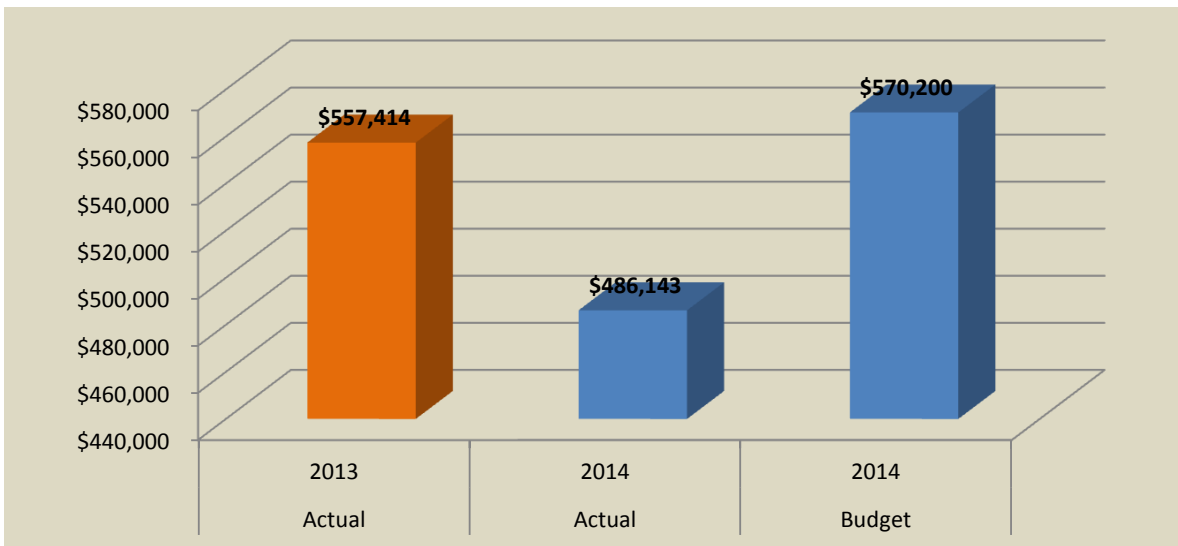
Department: Fleet

Description	Year-to-Date		Budget 2014	Budget Remaining	Percent Collected
	Actual 2013	Actual 2014			
<b>Revenue</b>					
Service Charges and Total Care	\$ 429,802	\$ 397,124	\$ 427,000	\$ 29,876	93.0%
Miscellaneous Revenue	103,958	79,366	84,800	5,434	93.6%
	<b>\$ 533,761</b>	<b>\$ 476,490</b>	<b>\$ 511,800</b>	<b>\$ 35,310</b>	<b>93.1%</b>

Description	Year-to-Date		Budget 2014	Budget Remaining	Percent Spent
	Actual 2013	Actual 2014			
<b>Expenditures</b>					
Personnel Services	\$ 184,580	\$ 179,770	\$ 201,000	\$ 21,230	89.4%
Materials and Supplies	165,958	175,950	192,200	16,250	91.5%
Capital Outlay	133,542	57,090	97,000	39,910	58.9%
Transfers	73,333	73,333	80,000	6,667	91.7%
	<b>\$ 557,414</b>	<b>\$ 486,143</b>	<b>\$ 570,200</b>	<b>\$ 84,057</b>	<b>85.3%</b>

Capital Expenditures:

Equipment - \$65,000 (Sewer Camera System)  
 Building Improvements - \$32,000



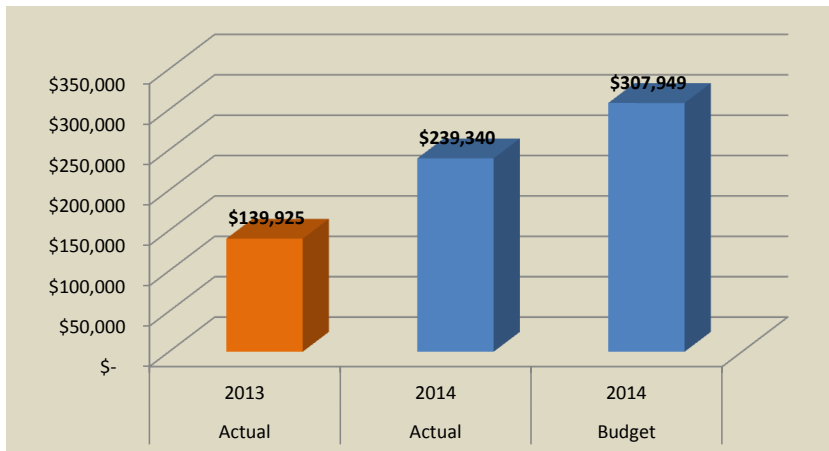
91.67% Through the Fiscal Year

**City of Dallas**  
**Monthly Financials**  
**May 2014**

Department: Trust Fund

Description	Year-to-Date		Budget 2014	Budget Remaining	Percent Collected
	Actual 2013	Actual 2014			
<b>Revenue</b>					
Aquatics	\$ -	\$ -	\$ -	\$ -	
Fire and Ambulance	50,658	29,350	36,000	6,650	81.5%
Street	-	-	-	-	
Transient Lodging	68,542	-	-	-	
Miscellaneous	1,257	591	1,000	409	59.1%
Economic Development	28,831	20,000	30,000	10,000	66.7%
Park	4,900	3,069	4,000	931	
Police	12,245	-	-	-	
Library	3,289	23,892	20,000	(3,892)	119.5%
	<b>\$ 169,723</b>	<b>\$ 76,902</b>	<b>\$ 91,000</b>	<b>\$ 14,098</b>	<b>84.5%</b>

Description	Year-to-Date		Budget 2014	Budget Remaining	Percent Spent
	Actual 2013	Actual 2014			
<b>Expenditures</b>					
Aquatics	\$ 6,379	\$ -	\$ -	\$ -	
Fire and Ambulance	52,364	29,535	64,274	34,739	46.0%
Street	-	-	-	-	
Transient Lodging	58,116	-	-	-	
Miscellaneous	240	1,732	3,000	1,268	57.7%
Economic Development	13,864	26,919	48,000	21,081	56.1%
Park	2,500	1,868	4,000	2,132	46.7%
Police	1,338	-	-	-	
Library	5,125	14,558	20,000	5,442	72.8%
Transfers	-	164,727	168,675	3,948	97.7%
	<b>\$ 139,925</b>	<b>\$ 239,340</b>	<b>\$ 307,949</b>	<b>\$ 68,609</b>	<b>77.7%</b>



91.67% Through the Fiscal Year

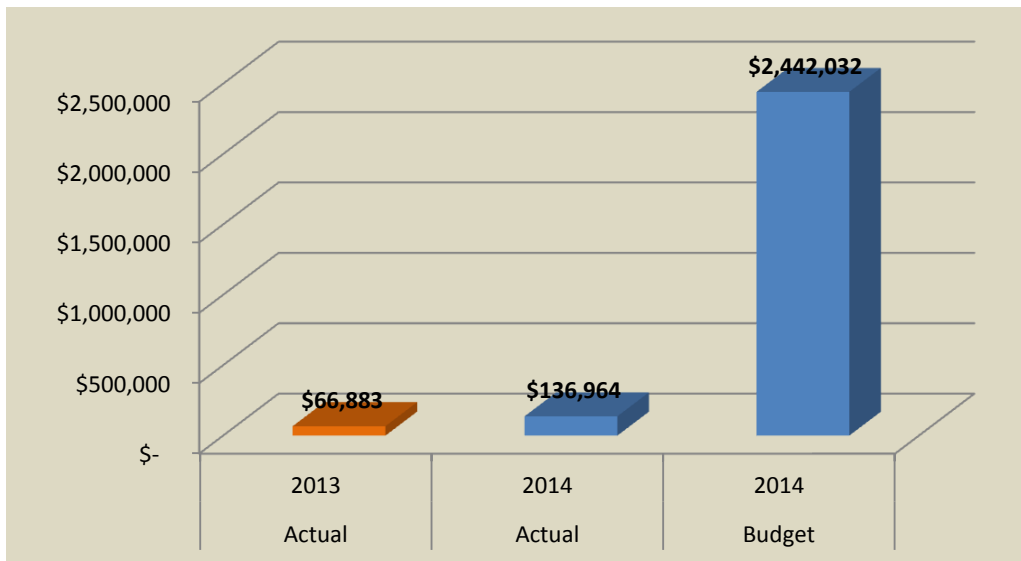
**City of Dallas**  
**Monthly Financials**  
**May 2014**

**Department: Grant Fund**

Description	Year-to-Date	Year-to-Date	Budget 2014	Budget Remaining	Percent Collected
	Actual 2013	Actual 2014			
<b>Revenue</b>					
Police	\$ 8,018	\$ 9,143	\$ 12,000	\$ 2,857	76.2%
Fire	38,000	-	456,532	456,532	0.0%
Parks and Trails	501	501	470,000	469,499	0.1%
Miscellaneous	2,739	1,020	1,503,500	1,502,480	0.1%
	<b>\$ 49,258</b>	<b>\$ 10,664</b>	<b>\$ 2,442,032</b>	<b>\$ 2,431,368</b>	<b>0.4%</b>

Description	Year-to-Date	Year-to-Date	Budget 2014	Budget Remaining	Percent Spent
	Actual 2013	Actual 2014			
<b>Expenditures</b>					
Police	\$ 2,625	\$ 750	\$ 12,000	\$ 11,250	6.3%
Fire	38,000	-	456,532	456,532	0.0%
Parks and Trails	-	134,743	470,000	335,257	28.7%
Miscellaneous	26,258	1,471	1,503,500	2,803	0.1%
	<b>\$ 66,883</b>	<b>\$ 136,964</b>	<b>\$ 2,442,032</b>	<b>\$ 805,842</b>	<b>5.6%</b>

Grant Projects: Police - vests, misc.  
 Fire - Hydraulic rescue tool system, pumper  
 Parks and Trails - Rickreall Crk Trail System  
 Miscellaneous - CDBG; Ready to Read



**91.67% Through the Fiscal Year**

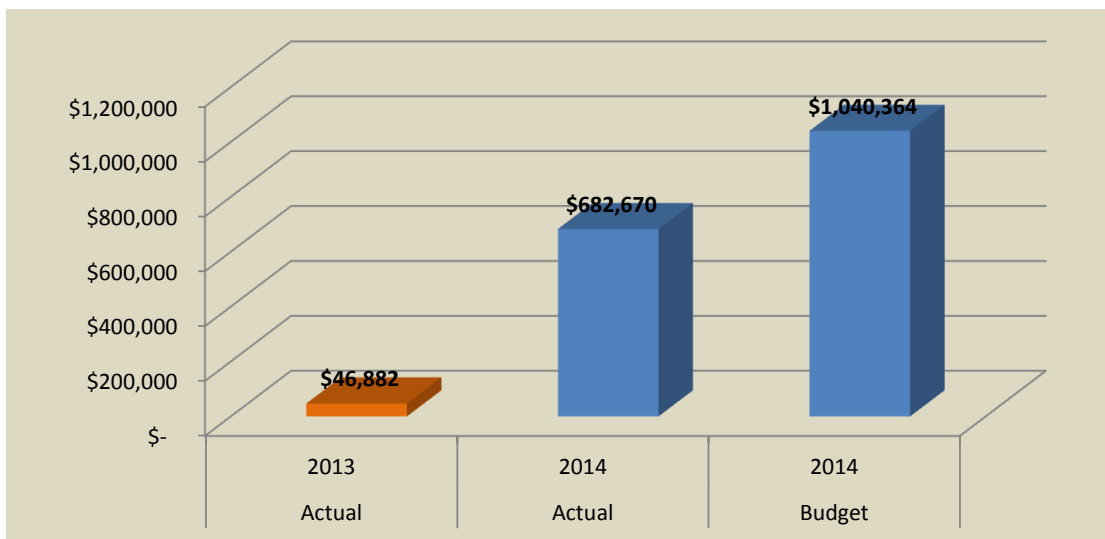
**City of Dallas**  
**Monthly Financials**  
**May 2014**

**Department: Urban Renewal Fund**

Description	Year-to-Date		Budget 2014	Budget Remaining	Percent Collected
	Actual 2013	Actual 2014			
<b>Revenue</b>					
Property Taxes	\$ 121,062	\$ 132,809	\$ 125,000	\$ (7,809)	106.2%
Interest Earnings	2,311	2,560	1,000	(1,560)	256.0%
Miscellaneous Revenue	-	50	1,000	950	5.0%
Finance Proceeds	-	750,000	750,000	-	100.0%
	<b>\$ 123,373</b>	<b>\$ 885,418</b>	<b>\$ 877,000</b>	<b>\$ (9,368)</b>	<b>101.0%</b>

Description	Year-to-Date		Budget 2014	Budget Remaining	Percent Spent
	Actual 2013	Actual 2014			
<b>Expenditures</b>					
Personal Services	\$ 13,452	\$ 15,890	\$ 16,000	\$ 110	99.3%
Materials and Services	-	12,065	13,000	935	92.8%
Debt Service Reserve	-	-	86,395	86,395	0.0%
Capital Expenditures	33,431	640,533	875,000	234,467	73.2%
Grants	-	4,213	40,000	35,787	10.5%
Transfers	-	9,969	9,969	0	100.0%
	<b>\$ 46,882</b>	<b>\$ 682,670</b>	<b>\$ 1,040,364</b>	<b>\$ 357,694</b>	<b>65.6%</b>

Capital Expenditures: 800/900 Block Main Street Project  
Property Acquisition



**91.67% Through the Fiscal Year**

# City of Dallas

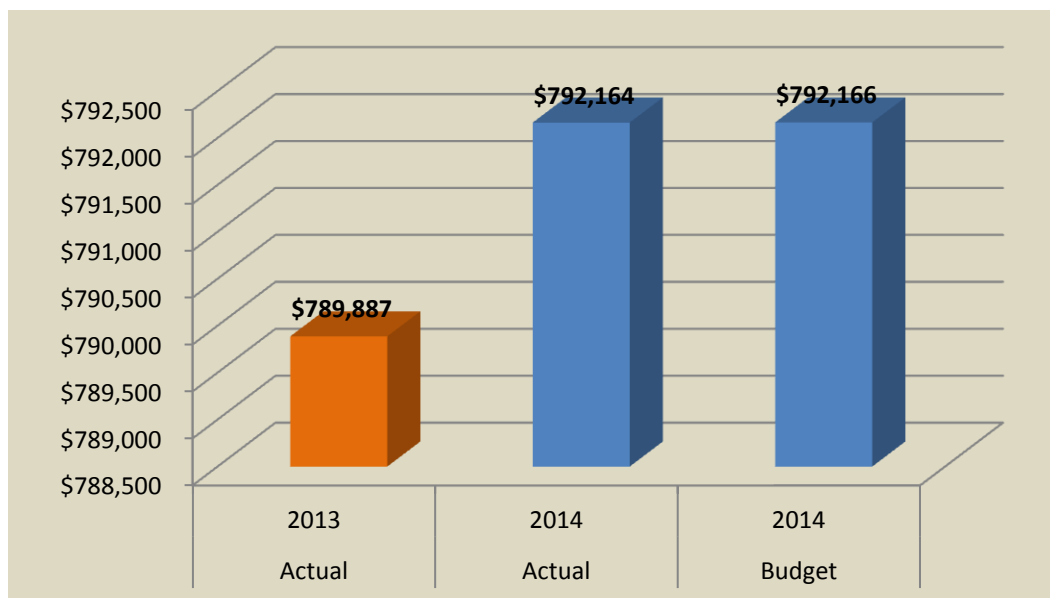
## Monthly Financials

### May 2014

#### Department: General Obligation and Long Term Debt Funds

Description	Year-to-Date Actual 2013	Year-to-Date Actual 2014	Budget 2014	Budget Remaining	Percent Collected
<b>Revenue</b>					
Property Taxes	\$ 701,260	\$ 698,350	\$ 735,000	\$ 36,650	95.0%
Transfers	97,176	99,087	109,627	10,540	90.4%
	<b>\$ 798,436</b>	<b>\$ 797,437</b>	<b>\$ 844,627</b>	<b>\$ 47,190</b>	<b>94.4%</b>

Description	Year-to-Date Actual 2013	Year-to-Date Actual 2014	Budget 2014	Budget Remaining	Percent Spent
<b>Expenditures</b>					
Principal	\$ 555,000	\$ 585,000	\$ 585,000	\$ -	100.0%
Interest	234,887	207,164	207,166	2	100.0%
	<b>\$ 789,887</b>	<b>\$ 792,164</b>	<b>\$ 792,166</b>	<b>\$ 2</b>	<b>100.0%</b>



91.67% Through the Fiscal Year