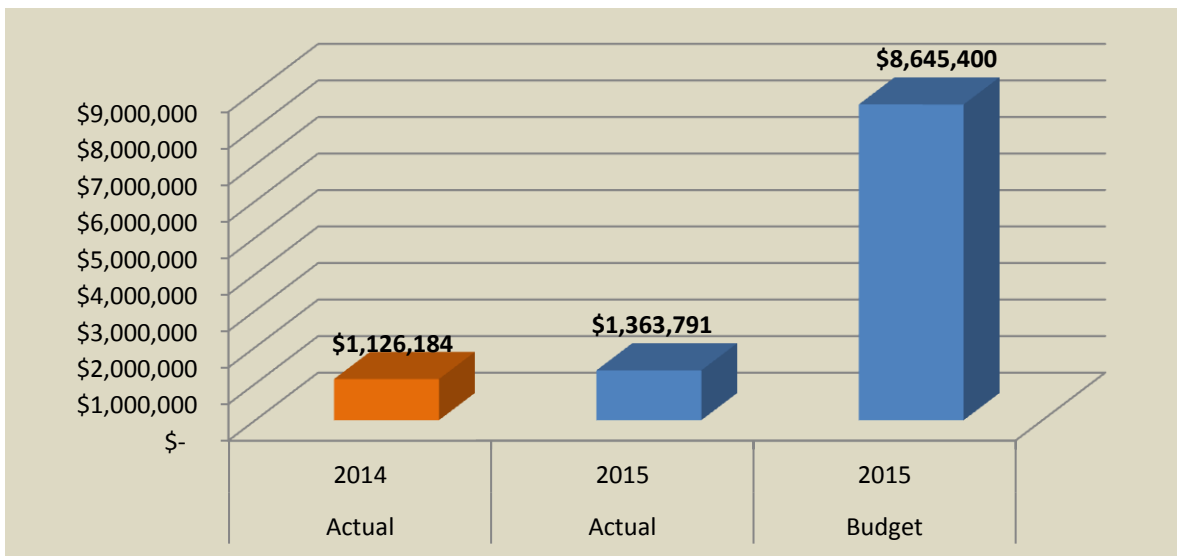


City of Dallas
Monthly Financials
September 2014

General Fund Revenue

Description	Year-to-Date		Budget 2015	Budget Remaining	Percent Collected
	Actual 2014	Actual 2015			
Licenses, Permits and Fees	\$ 332,040	\$ 505,741	\$ 1,419,500	\$ 913,759	35.6%
Fines and Forfeitures	24,330	47,700	220,000	172,300	21.7%
Recreation Fees	124,137	133,902	485,000	351,098	27.6%
Library Fees	20,273	4,910	81,500	76,590	6.0%
Property Taxes	79,964	77,053	3,495,000	3,417,947	2.2%
Miscellaneous Taxes	40,221	39,832	231,000	191,168	17.2%
Franchise Fees	191,971	207,452	1,095,000	887,548	18.9%
Inter-governmental	-	-	192,000	192,000	0.0%
Miscellaneous Revenue	7,501	25,414	40,000	14,586	63.5%
Interest Earnings	1,632	2,620	15,000	12,380	17.5%
Transfers	304,115	319,167	1,371,400	1,052,233	23.3%
	\$ 1,126,184	\$ 1,363,791	\$ 8,645,400	\$ 7,281,609	15.8%

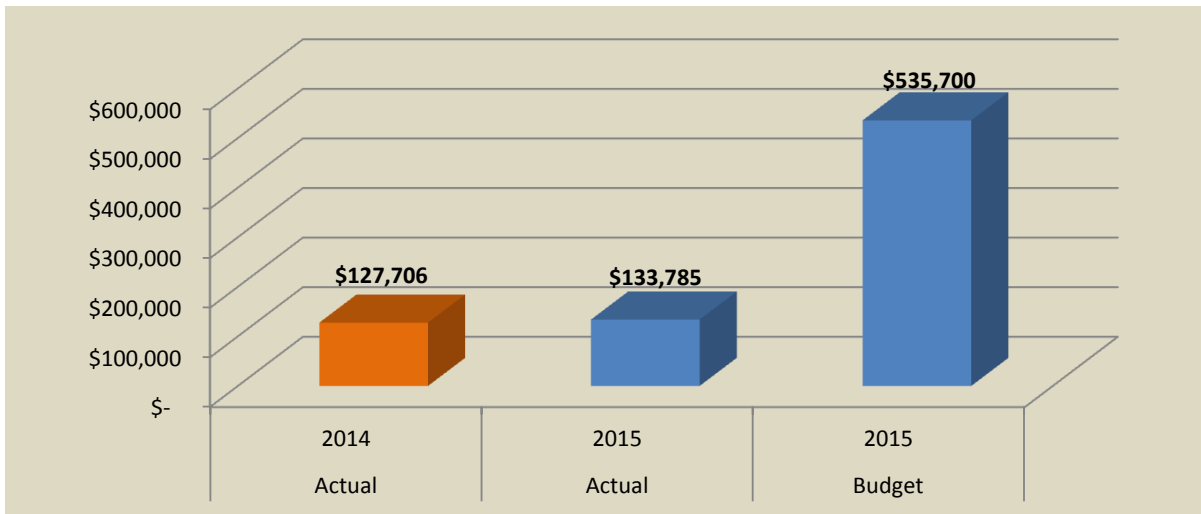


25% Through the Fiscal Year

City of Dallas
Monthly Financials
September 2014

Department: Administration

Description	Year-to-Date		Budget 2015	Budget Remaining	Percent Spent
	Actual 2014	Actual 2015			
Personnel Services	\$ 100,918	\$ 100,671	\$ 391,000	\$ 290,329	25.7%
Materials and Supplies	26,789	33,114	144,700	111,586	22.9%
	\$ 127,706	\$ 133,785	\$ 535,700	\$ 401,915	25.0%

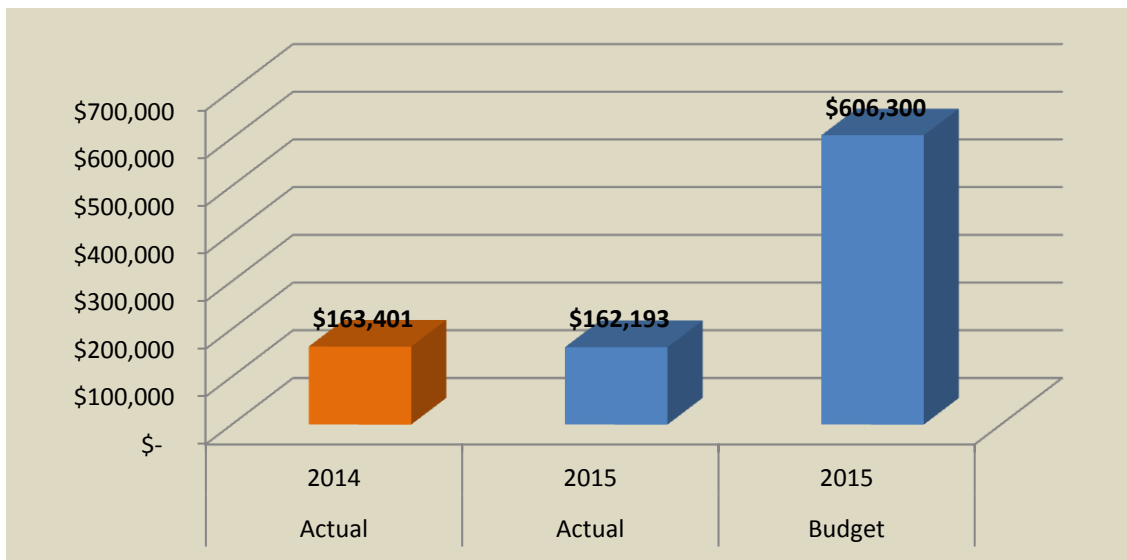


25% Through the Fiscal Year

City of Dallas
Monthly Financials
September 2014

Department: Finance

Description	Year-to-Date		Budget 2015	Budget Remaining	Percent Spent
	Actual 2014	Actual 2015			
Personnel Services	\$ 87,838	\$ 82,347	\$ 384,000	\$ 301,653	21.4%
Materials and Supplies	75,563	79,847	222,300	142,453	35.9%
	\$ 163,401	\$ 162,193	\$ 606,300	\$ 444,107	26.8%

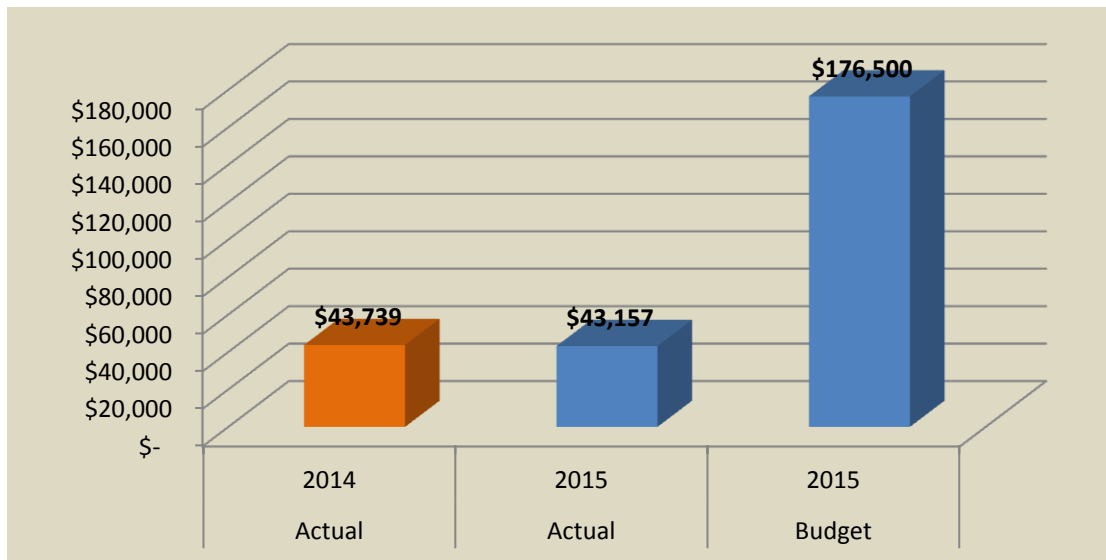


25% Through the Fiscal Year

City of Dallas
Monthly Financials
September 2014

Department: Facilities

Description	Year-to-Date		Year-to-Date		Budget 2015	Budget Remaining	Percent Spent
	Actual 2014	Actual 2015	Budget 2015	Budget Remaining			
Personnel Services	\$ 28,136	\$ 25,659	\$ 111,000	\$ 85,341		23.1%	
Materials and Supplies	15,604	17,497	65,500	48,003		26.7%	
	\$ 43,739	\$ 43,157	\$ 176,500	\$ 133,343		24.5%	

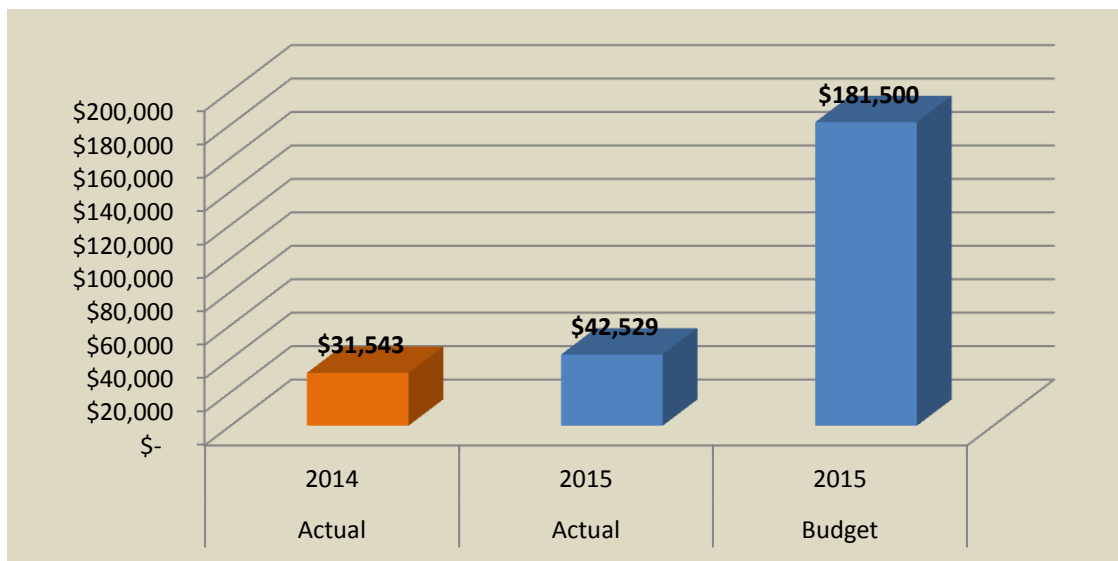


25% Through the Fiscal Year

City of Dallas
Monthly Financials
September 2014

Department: Municipal Court

Description	Year-to-Date	Year-to-Date	Budget 2015	Budget Remaining	Percent Spent
	Actual 2014	Actual 2015			
Personnel Services	\$ 25,749	\$ 25,632	\$ 120,000	\$ 94,368	21.4%
Materials and Supplies	5,794	16,898	61,500	44,602	27.5%
	\$ 31,543	\$ 42,529	\$ 181,500	\$ 138,971	23.4%

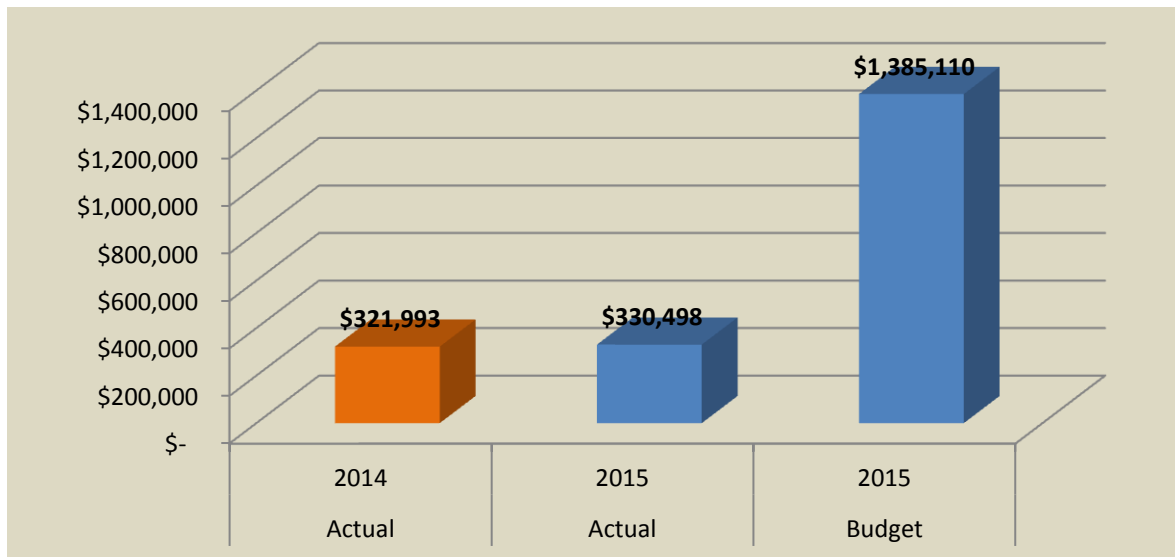


25% Through the Fiscal Year

City of Dallas
Monthly Financials
September 2014

Department: Ambulance

Description	Year-to-Date	Year-to-Date	Budget 2015	Budget Remaining	Percent Spent
	Actual 2014	Actual 2015			
Personnel Services	\$ 225,977	\$ 239,555	\$ 997,000	\$ 757,445	24.0%
Materials and Supplies	88,517	83,443	317,300	233,857	26.3%
Debt Service	-	-	40,810	40,810	0.0%
Transfers	7,500	7,500	30,000	22,500	25.0%
	\$ 321,993	\$ 330,498	\$ 1,385,110	\$ 1,054,612	23.9%

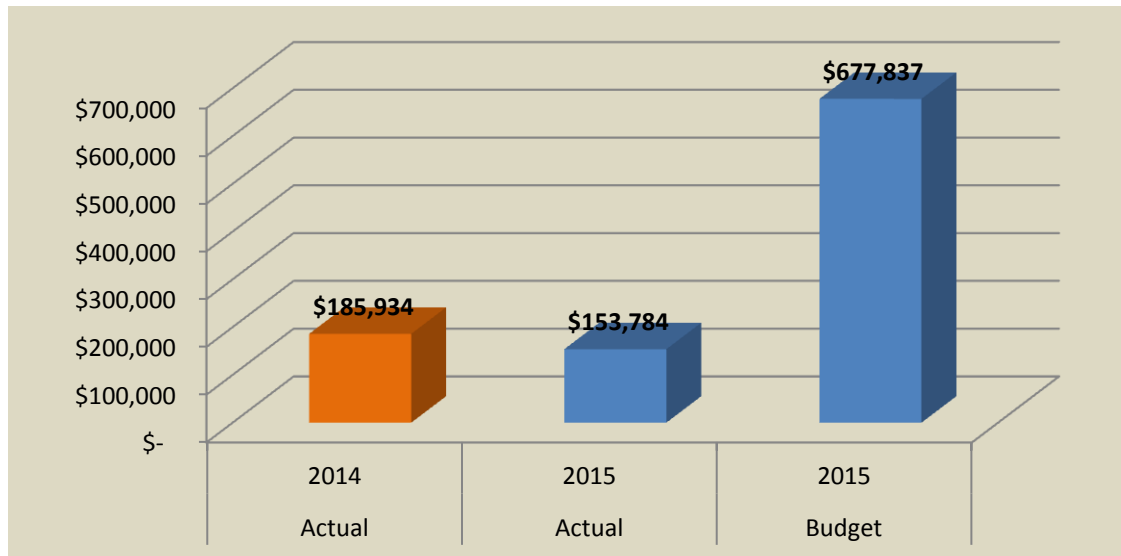


25% Through the Fiscal Year

City of Dallas
Monthly Financials
September 2014

Department: Fire

Description	Year-to-Date	Year-to-Date	Budget 2015	Budget Remaining	Percent Spent
	Actual 2014	Actual 2015			
Personnel Services	\$ 105,398	\$ 60,676	\$ 265,000	\$ 204,324	22.9%
Materials and Supplies	73,186	85,758	344,500	258,742	24.9%
Debt Service	-	-	38,937	38,937	0.0%
Transfers	7,350	7,350	29,400	22,050	25.0%
	\$ 185,934	\$ 153,784	\$ 677,837	\$ 524,053	22.7%

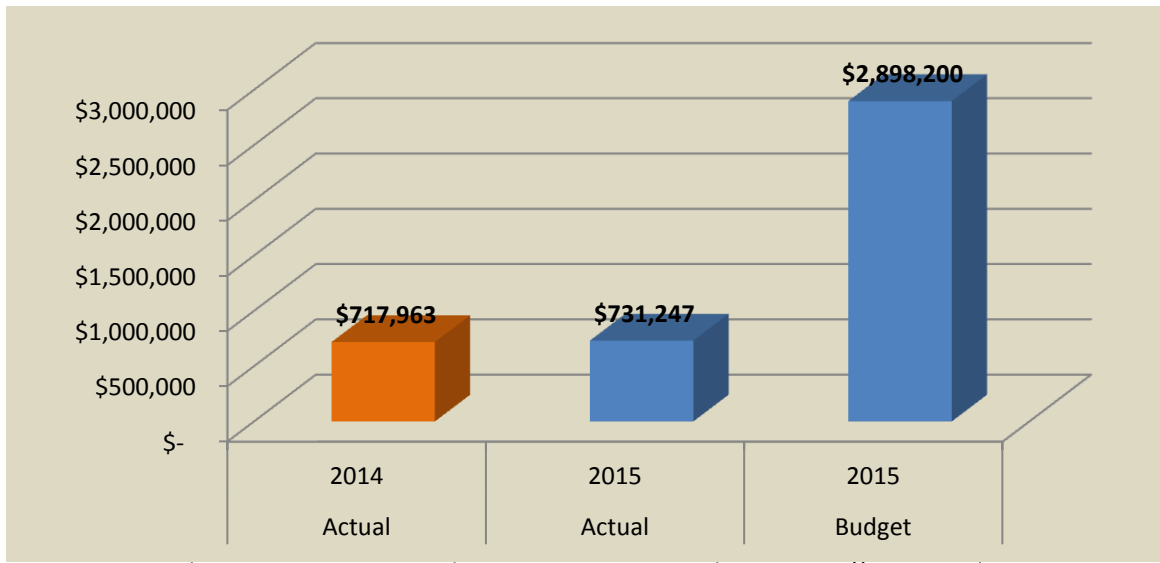


25% Through the Fiscal Year

City of Dallas
Monthly Financials
September 2014

Department: Police

Description	Year-to-Date	Year-to-Date	Budget 2015	Budget Remaining	Percent Spent
	Actual 2014	Actual 2015			
Personnel Services	\$ 608,247	\$ 585,200	\$ 2,410,000	\$ 1,824,800	24.3%
Materials and Supplies	102,966	135,797	447,200	311,403	30.4%
Transfers	6,750	10,250	41,000	30,750	25.0%
	\$ 717,963	\$ 731,247	\$ 2,898,200	\$ 2,166,953	25.2%

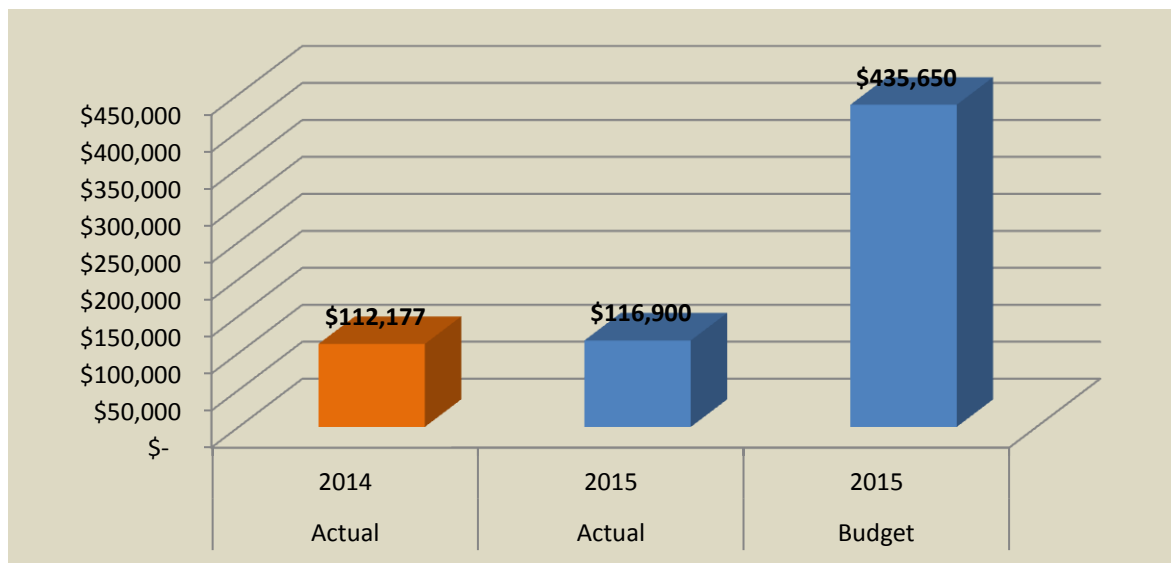


25% Through the Fiscal Year

City of Dallas
Monthly Financials
September 2014

Department: Library

Description	Year-to-Date		Budget 2015	Budget Remaining	Percent Spent
	Actual 2014	Actual 2015			
Personnel Services	\$ 85,872	\$ 92,279	\$ 353,000	\$ 260,721	26.1%
Materials and Supplies	26,305	24,621	82,650	58,029	29.8%
	\$ 112,177	\$ 116,900	\$ 435,650	\$ 318,750	26.8%

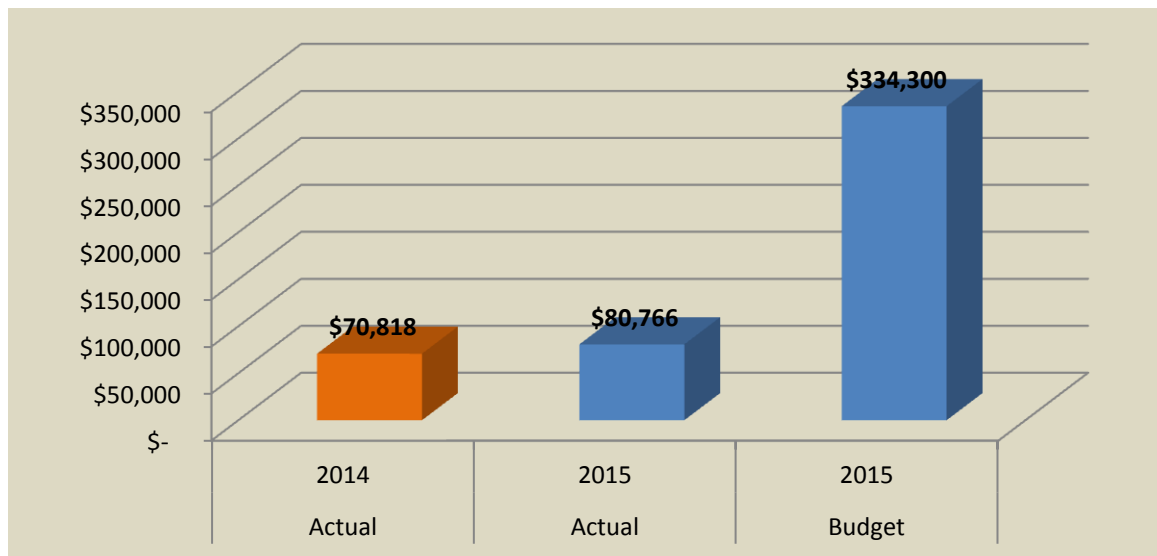


25% Through the Fiscal Year

City of Dallas
Monthly Financials
September 2014

Department: Parks

Description	Year-to-Date	Year-to-Date	Budget 2015	Budget Remaining	Percent Spent
	Actual 2014	Actual 2015			
Personnel Services	\$ 45,167	\$ 56,510	\$ 220,000	\$ 163,490	25.7%
Materials and Supplies	24,401	22,181	106,000	83,819	20.9%
Transfers	1,250	2,075	8,300	6,225	25.0%
	\$ 70,818	\$ 80,766	\$ 334,300	\$ 253,534	24.2%

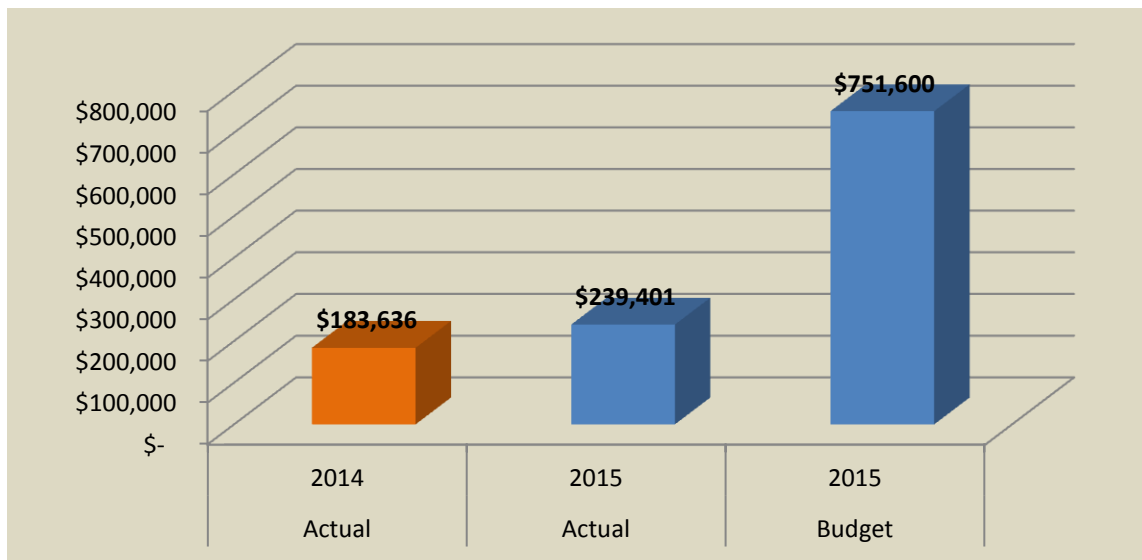


25% Through the Fiscal Year

City of Dallas
Monthly Financials
September 2014

Department: Aquatic Center

Description	Year-to-Date	Year-to-Date	Budget 2015	Budget Remaining	Percent Spent
	Actual 2014	Actual 2015			
Personnel Services	\$ 115,235	\$ 126,022	\$ 422,000	\$ 295,978	29.9%
Materials and Supplies	68,401	105,045	279,600	174,555	37.6%
Transfers	-	8,333	50,000	41,667	16.7%
	\$ 183,636	\$ 239,401	\$ 751,600	\$ 512,199	31.9%

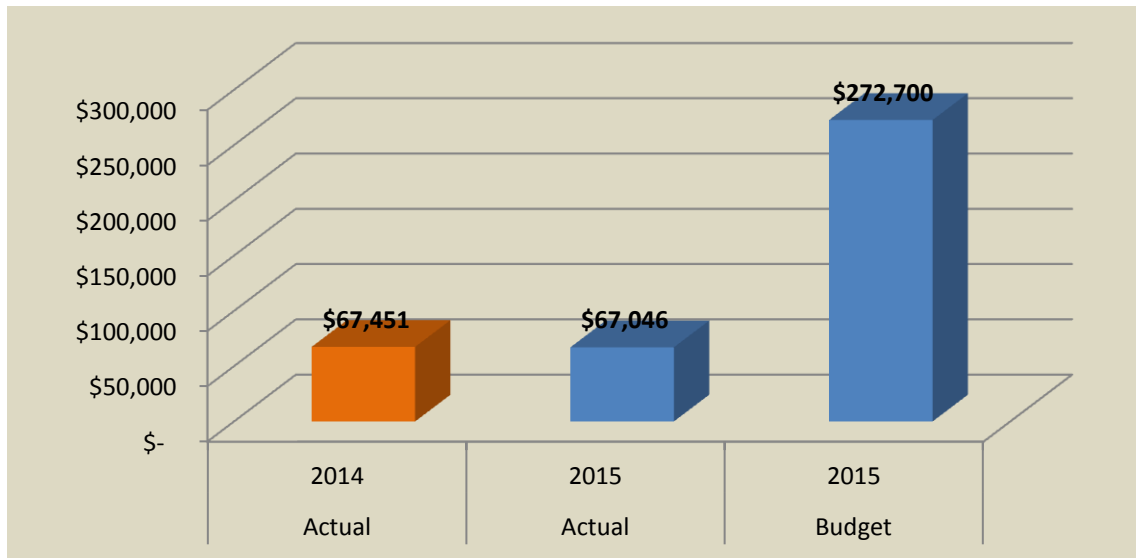


25% Through the Fiscal Year

City of Dallas
Monthly Financials
September 2014

Department: Building Inspections

Description	Year-to-Date	Year-to-Date	Budget 2015	Budget Remaining	Percent Spent
	Actual 2014	Actual 2015			
Personnel Services	\$ 63,725	\$ 62,232	\$ 253,000	\$ 190,768	24.6%
Materials and Supplies	3,726	3,813	15,700	11,887	24.3%
Transfers	-	1,000	4,000	3,000	25.0%
	\$ 67,451	\$ 67,046	\$ 272,700	205,654	24.6%

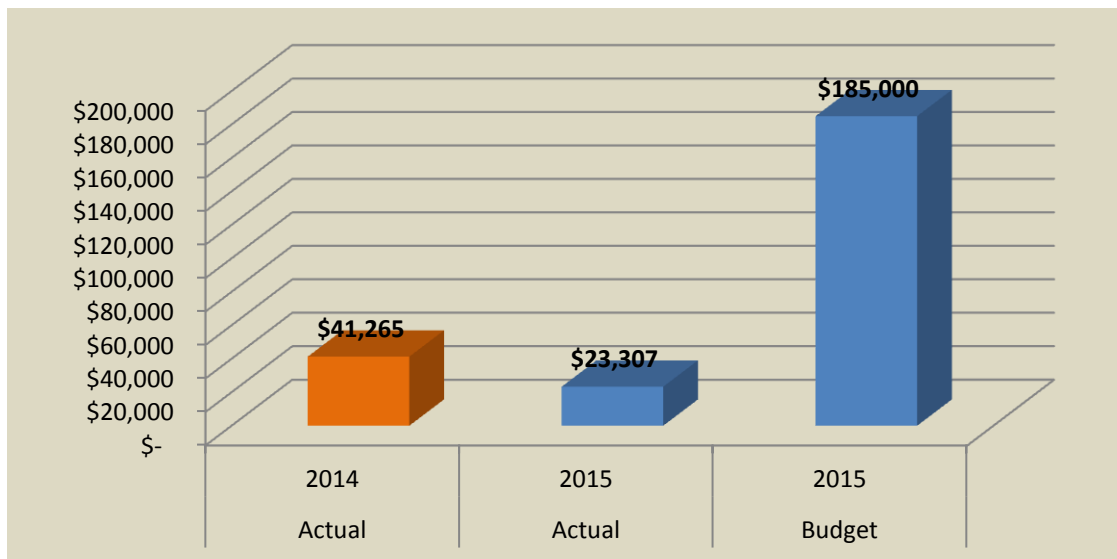


25% Through the Fiscal Year

City of Dallas
Monthly Financials
September 2014

Department: Planning

Description	Year-to-Date	Year-to-Date	Budget 2015	Budget Remaining	Percent Spent
	Actual 2014	Actual 2015			
Personnel Services	\$ 36,614	\$ 17,210	\$ 122,000	\$ 104,790	14.1%
Materials and Supplies	3,800	5,247	59,600	54,353	8.8%
Transfers	850	850	3,400	2,550	25.0%
	\$ 41,265	\$ 23,307	\$ 185,000	\$ 161,693	12.6%



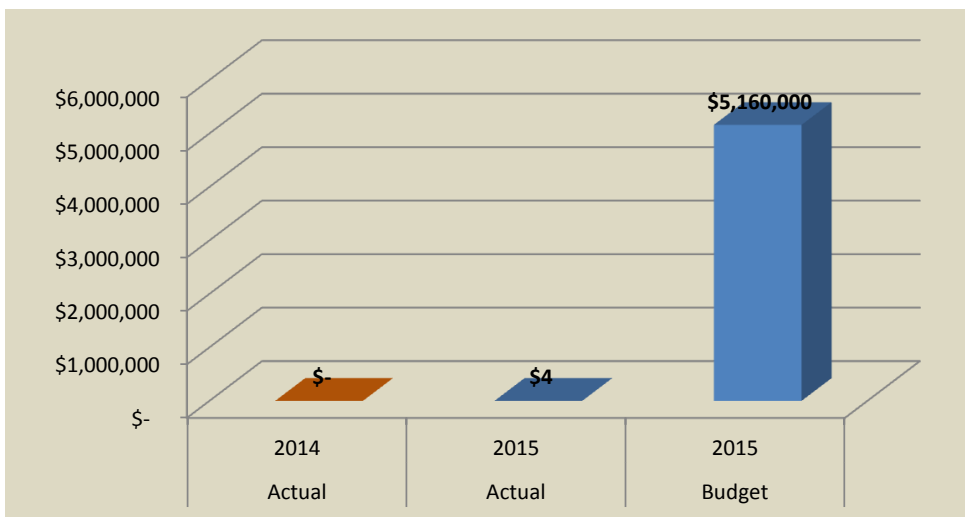
25% Through the Fiscal Year

City of Dallas
Monthly Financials
September 2014

Department: System Development Fund

Description	Year-to-Date Actual 2014	Year-to-Date Actual 2015	Budget 2015	Budget Remaining	Percent Collected
Revenue					
Streets SDC	\$ 22,063	\$ 12,715	\$ 50,000	\$ 37,285	25.4%
Parks SDC	43,119	25,257	100,000	74,743	25.3%
Water SDC	80,504	41,552	175,000	133,448	23.7%
Sewer SDC	84,260	42,477	175,000	132,523	24.3%
Storm Water SDC	17,618	9,570	40,000	30,430	23.9%
Transfers	23,750	23,750	95,000	71,250	25.0%
	\$ 271,314	\$ 155,321	\$ 635,000	\$ 479,679	24.5%

Description	Year-to-Date Actual 2014	Year-to-Date Actual 2015	Budget 2015	Budget Remaining	Percent Spent
Expenditures					
Street SDC Projects	\$ -	\$ -	\$ 290,000	\$ 290,000	0.0%
Park SDC Projects	-	-	365,000	365,000	0.0%
Water SDC Projects	-	-	515,000	515,000	0.0%
Sewer SDC Projects	-	4	3,870,000	3,869,996	0.0%
Storm Water SDC Projects	-	-	120,000	120,000	0.0%
	\$ -	\$ 4	\$ 5,160,000	\$ 5,159,996	0.0%



25% Through the Fiscal Year

City of Dallas
Monthly Financials
September 2014

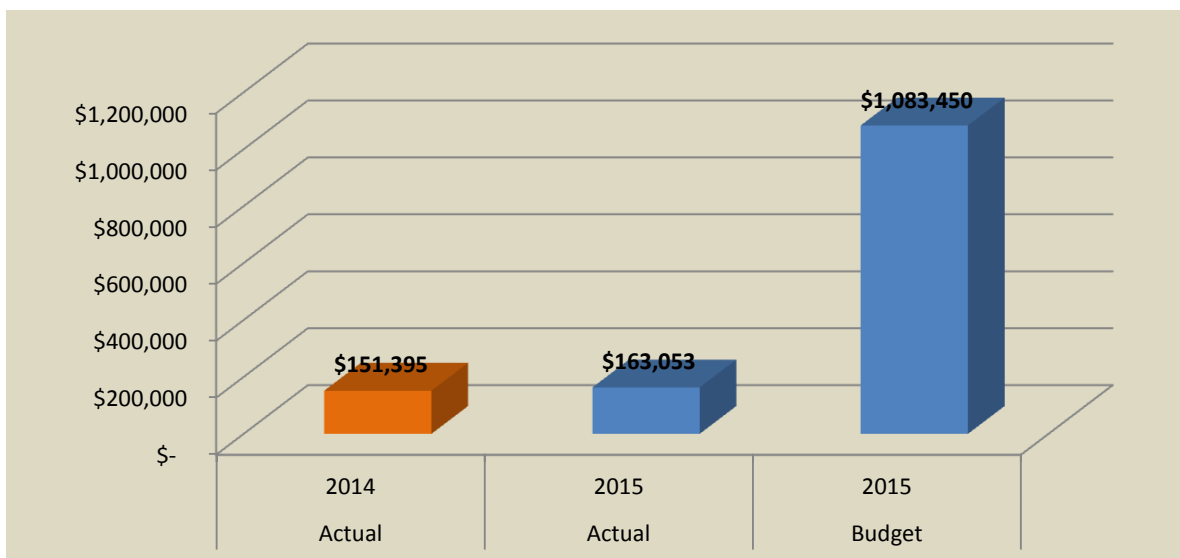
Department: Streets

Description	Year-to-Date	Year-to-Date	Budget 2015	Budget Remaining	Percent Collected
	Actual 2014	Actual 2015			
Revenue					
Highway Reimbursement & Appropriations	\$ 360,272	\$ 388,404	\$ 1,020,000	\$ 631,596	38.1%
Miscellaneous Revenue and Interest	1,480	1,987	5,000	3,013	39.7%
	\$ 361,752	\$ 390,391	\$ 1,025,000	\$ 634,609	38.1%

Description	Year-to-Date	Year-to-Date	Budget 2015	Budget Remaining	Percent Spent
	Actual 2014	Actual 2015			
Expenditures					
Personnel Services	\$ 75,124	\$ 74,466	\$ 302,000	\$ 227,534	24.7%
Materials and Supplies	56,271	56,158	276,700	220,542	20.3%
Capital Outlay	-	11,554	421,250	409,696	2.7%
Transfers	20,000	20,875	83,500	62,625	25.0%
	\$ 151,395	\$ 163,053	\$ 1,083,450	\$ 920,397	15.0%

Capital Expenditures:

Contractual Overlays - \$350,000
Sidewalks - \$20,000
Equipment - \$51,250



25% Through the Fiscal Year

City of Dallas
Monthly Financials
September 2014

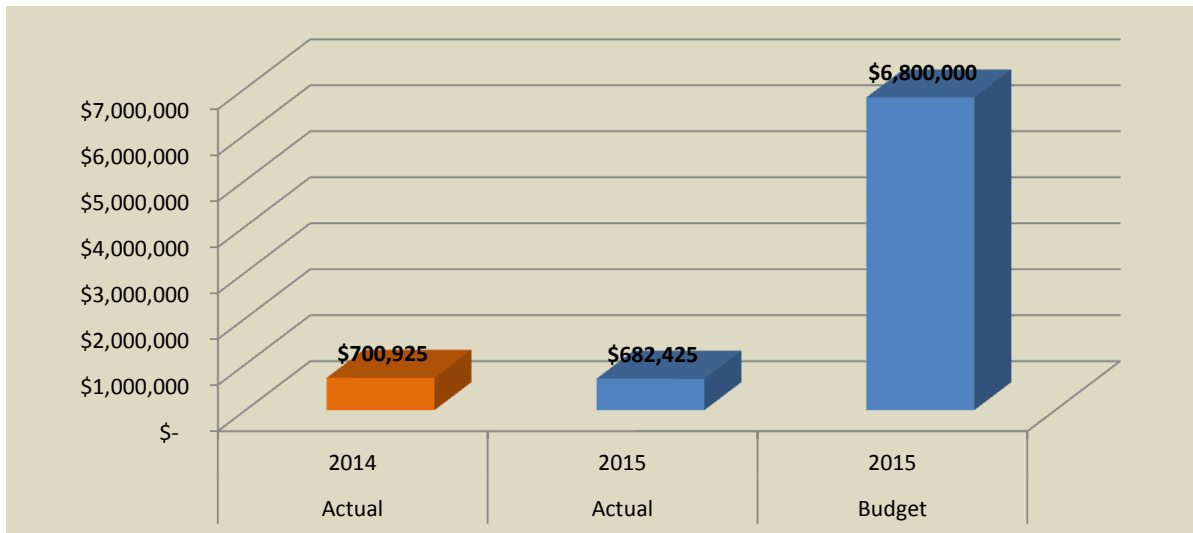
Department: Sewer

Description	Year-to-Date		Budget 2015	Budget Remaining	Percent Collected
	Actual 2014	Actual 2015			
Revenue					
Service Charges and Hook Up Fees	\$ 783,560	\$ 785,788	\$ 3,140,000	\$ 2,354,212	25.0%
Miscellaneous Revenue and Interest	301,604	82,960	2,340,000	\$ 2,257,040	3.5%
	\$ 1,085,164	\$ 868,748	\$ 5,480,000	\$ 4,611,252	15.9%

Description	Year-to-Date		Budget 2015	Budget Remaining	Percent Spent
	Actual 2014	Actual 2015			
Expenditures					
Personnel Services	\$ 147,946	\$ 146,987	\$ 617,000	\$ 470,013	23.8%
Materials and Supplies	242,634	202,926	1,128,000	925,074	18.0%
Capital Outlay	80,586	103,437	866,250	762,813	11.9%
Transfers	137,500	145,000	580,000	435,000	25.0%
Debt Service	92,259	84,075	3,608,750	3,524,675	2.3%
	\$ 700,925	\$ 682,425	\$ 6,800,000	\$ 6,117,575	10.0%

Capital Expenditures:

- Equipment - \$16,250
- Rickereall Crk Interceptor CIP - \$500,000
- Siphon Replacement - \$100,000
- I & I - \$50,000
- Pump Station Upgrade - \$100,000
- WWTF Equipment Replacement - \$50,000
- Sewer Replacement Projects - \$50,000



25% Through the Fiscal Year

City of Dallas
Monthly Financials
September 2014

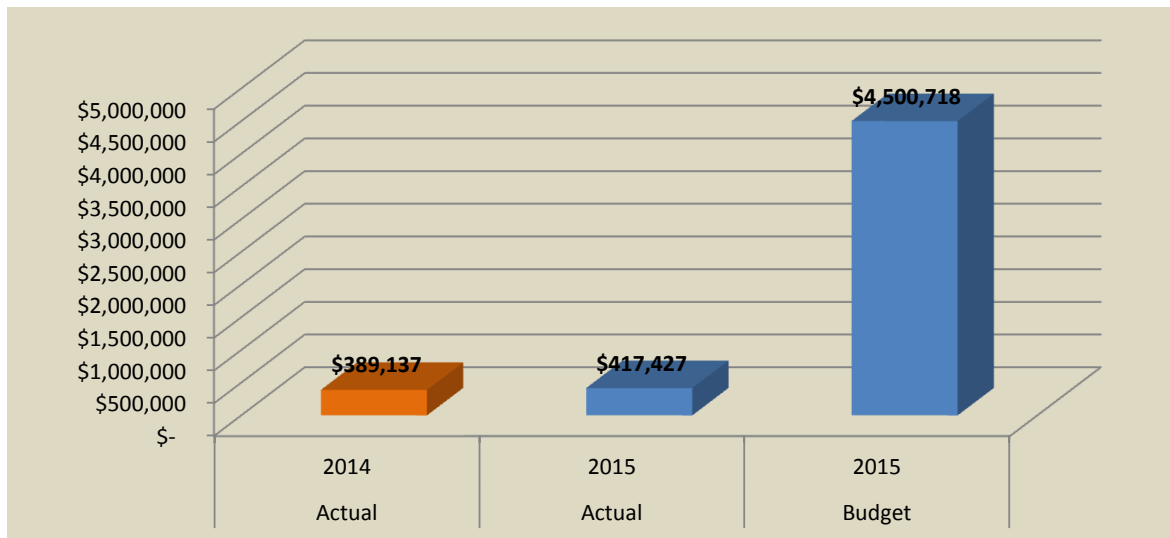
Department: Water

Description	Year-to-Date		Budget 2015	Budget Remaining	Percent Collected
	Actual 2014	Actual 2015			
Revenue					
Service Charges and Connection Fees	\$ 726,672	\$ 792,473	\$ 2,255,000	\$ 1,462,527	35.1%
Miscellaneous Revenue and Interest	22,143	31,133	4,085,000	4,053,867	0.8%
	\$ 748,815	\$ 823,606	\$ 6,340,000	\$ 5,516,394	13.0%

Description	Year-to-Date		Budget 2015	Budget Remaining	Percent Spent
	Actual 2014	Actual 2015			
Expenditures					
Personnel Services	\$ 97,550	\$ 98,225	\$ 422,000	\$ 323,775	23.3%
Materials and Supplies	185,337	169,181	744,500	575,319	22.7%
Capital Outlay	-	38,772	2,216,250	2,177,478	1.7%
Transfers	-	111,250	445,000	333,750	25.0%
Debt Service	106,250	-	672,968	672,968	0.0%
	\$ 389,137	\$ 417,427	\$ 4,500,718	\$ 4,083,291	9.3%

Capital Expenditures:

- Equipment - \$16,250
- WTP Weir Replacement - \$50,000
- Land Acquisition - \$800,000
- Transmission Water Line - \$100,000
- AMR Project- \$1,200,000
- Water Line Replacement Project - \$50,000



25% Through the Fiscal Year

City of Dallas
Monthly Financials
September 2014

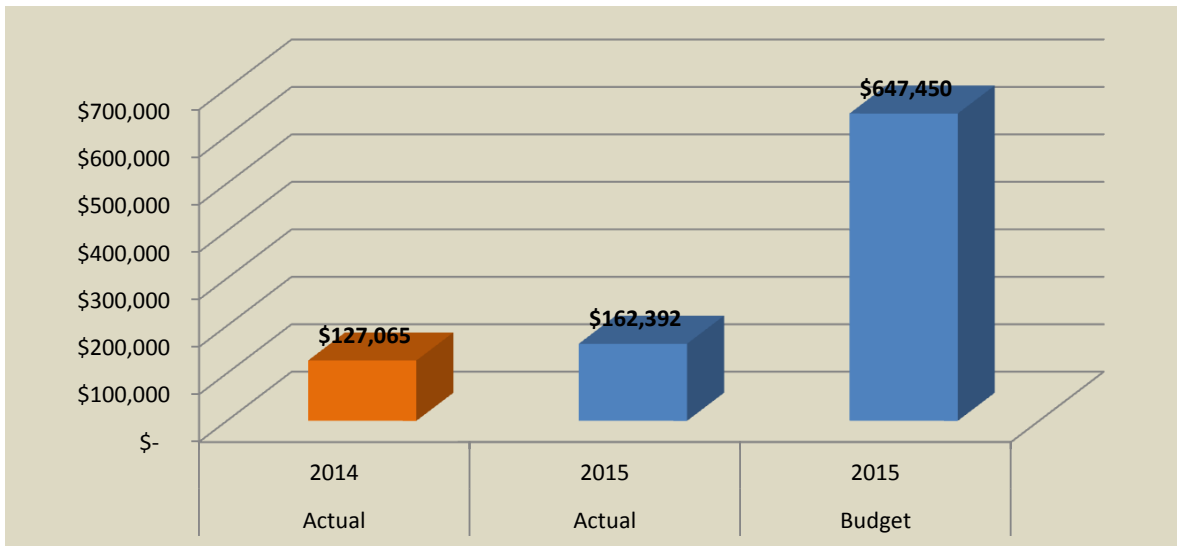
Department: Fleet

Description	Year-to-Date		Budget 2015	Budget Remaining	Percent Collected
	Actual 2014	Actual 2015			
Revenue					
Service Charges and Total Care	\$ 100,381	\$ 121,636	\$ 495,000	\$ 373,364	24.6%
Miscellaneous Revenue	19,950	26,150	104,600	78,450	25.0%
	\$ 120,331	\$ 147,786	\$ 599,600	\$ 451,814	24.6%

Description	Year-to-Date		Budget 2015	Budget Remaining	Percent Spent
	Actual 2014	Actual 2015			
Expenditures					
Personnel Services	\$ 49,387	\$ 48,768	\$ 211,000	\$ 162,232	23.1%
Materials and Supplies	57,689	54,214	195,200	140,986	27.8%
Capital Outlay	(10)	39,410	161,250	121,840	24.4%
Transfers	20,000	20,000	80,000	60,000	25.0%
	\$ 127,065	\$ 162,392	\$ 647,450	\$ 485,058	25.1%

Capital Expenditures:

Equipment - \$41,250
 Vehicles - \$90,000 (Police, Planning)
 Building Improvements - \$30,000



25% Through the Fiscal Year

City of Dallas
Monthly Financials
September 2014

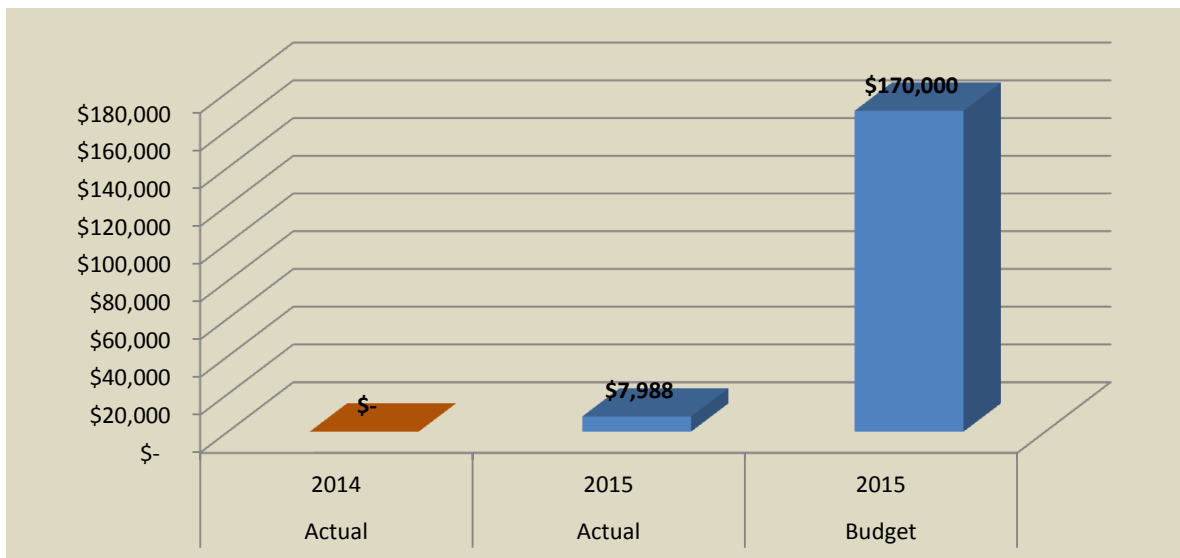
Department: Capital Projects

Description	Year-to-Date		Budget 2015	Budget Remaining	Percent Collected
	Actual 2014	Actual 2015			
Revenue					
Transfers	\$ -	\$ 7,988	\$ 170,000	\$ 162,012	4.7%
	\$ -	\$ 7,988	\$ 170,000	\$ 162,012	4.7%

Description	Year-to-Date		Budget 2015	Budget Remaining	Percent Spent
	Actual 2014	Actual 2015			
Expenditures					
Capital Outlay	-	7,988	170,000	162,012	4.7%
	\$ -	\$ 7,988	\$ 170,000	\$ 162,012	4.7%

General Fund Capital Projects:

- Fire Department - \$24,000 match for training facility grant
- Aquatic Center - \$12,000 upgrade chemical feed controllers
- Police Department - \$8,000 tasers; \$15,000 storage improvements
- Library - \$14,000 furniture and building upgrades
- Parks - \$75,000 restroom rehab
- Finance/Court - \$15,000 vault filing system upgrades
- Facilities - \$7,000 replace upstairs flooring



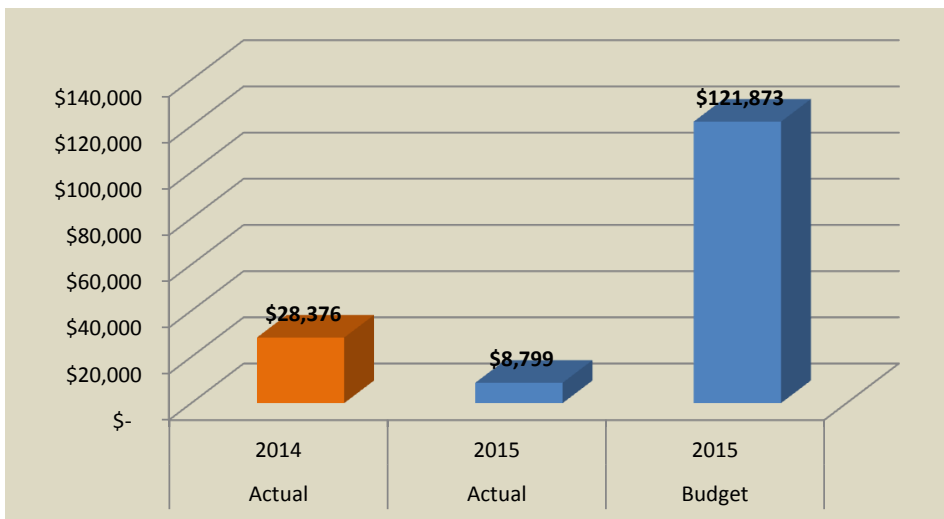
25% Through the Fiscal Year

City of Dallas
Monthly Financials
September 2014

Department: Trust Fund

Description	Year-to-Date	Year-to-Date	Budget 2015	Budget Remaining	Percent Collected
	Actual 2014	Actual 2015			
Revenue					
Fire and Ambulance	\$ 9,948	\$ 1,588	\$ 29,500	\$ 27,912	5.4%
Miscellaneous	-	-	500	500	0.0%
Economic Development	-	-	20,000	20,000	0.0%
Park	150	60	3,000	2,940	2.0%
Library	10,531	3,145	20,000	16,855	15.7%
	\$ 20,629	\$ 4,793	\$ 73,000	\$ 68,207	6.6%

Description	Year-to-Date	Year-to-Date	Budget 2015	Budget Remaining	Percent Spent
	Actual 2014	Actual 2015			
Expenditures					
Fire and Ambulance	\$ 13,984	\$ 4,838	\$ 67,048	\$ 62,210	7.2%
Miscellaneous	-	-	1,325	1,325	0.0%
Economic Development	11,935	958	23,500	22,542	4.1%
Park	50	-	8,000	8,000	0.0%
Library	2,407	3,003	22,000	18,997	13.6%
Transfers	-	-	-	-	0.0%
	\$ 28,376	\$ 8,799	\$ 121,873	\$ 113,074	7.2%



25% Through the Fiscal Year

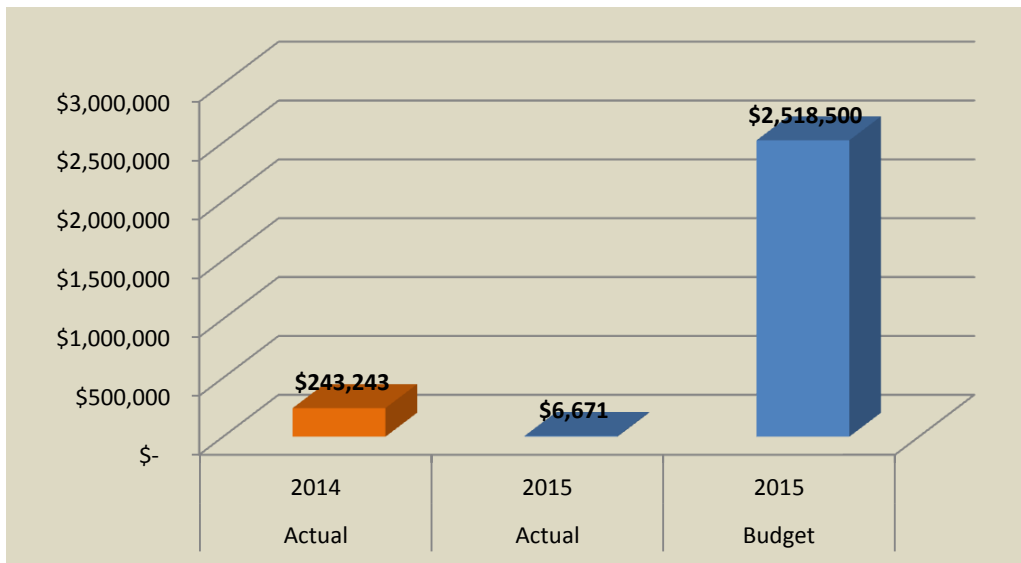
City of Dallas
Monthly Financials
September 2014

Department: Grant Fund

Description	Year-to-Date		Budget 2015	Budget Remaining	Percent Collected
	Actual 2014	Actual 2015			
Revenue					
Police	\$ 5,393	\$ -	\$ 3,000	\$ 3,000	0.0%
Fire	-	-	456,000	456,000	0.0%
Parks and Trails	-	-	550,000	550,000	0.0%
Miscellaneous	22,500	5,000	1,503,000	1,498,000	0.3%
	\$ 27,893	\$ 5,000	\$ 2,512,000	\$ 2,507,000	0.2%

Description	Year-to-Date		Budget 2015	Budget Remaining	Percent Spent
	Actual 2014	Actual 2015			
Expenditures					
Police	\$ -	\$ 430	\$ 9,000	\$ 8,570	4.8%
Fire	121,648	-	456,000	456,000	0.0%
Parks and Trails	120,898	-	550,000	550,000	0.0%
Miscellaneous	697	6,241	1,503,500	2,803	0.4%
	\$ 243,243	\$ 6,671	\$ 2,518,500	\$ 1,017,373	0.3%

Grant Projects: Police - vests, misc.
 Fire - training facility
 Parks and Trails - Rickreall Crk Trail System
 Miscellaneous - CDBG; Ready to Read



25% Through the Fiscal Year

City of Dallas
Monthly Financials
September 2014

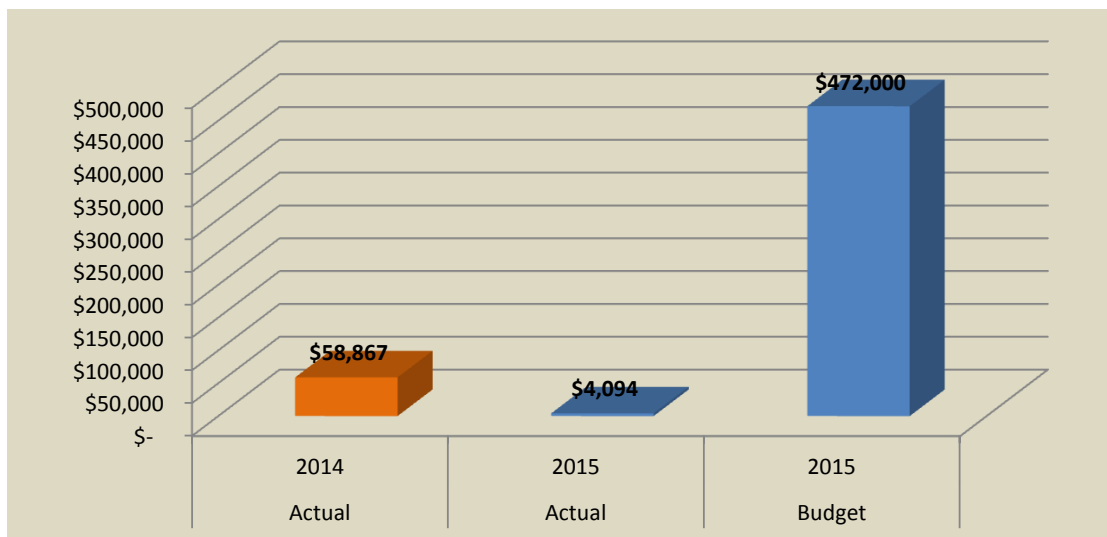
Department: Urban Renewal Fund

Description	Year-to-Date		Budget 2015	Budget Remaining	Percent Collected
	Actual 2014	Actual 2015			
Revenue					
Property Taxes	\$ 2,320	\$ 2,400	\$ 135,000	\$ 132,600	1.8%
Interest Earnings	611	781	1,000	219	78.1%
Miscellaneous Revenue	50	-	1,000	1,000	0.0%
Finance Proceeds	750,000	-	-	-	0.0%
	\$ 752,981	\$ 3,181	\$ 137,000	\$ 132,819	2.3%

Description	Year-to-Date		Budget 2015	Budget Remaining	Percent Spent
	Actual 2014	Actual 2015			
Expenditures					
Personal Services	\$ 4,292	\$ 4,012	\$ 16,000	\$ 11,988	25.1%
Materials and Services	9,799	83	33,000	32,917	0.3%
Debt Service Reserve	-	-	86,395	86,395	0.0%
Capital Expenditures	44,776	-	195,000	195,000	0.0%
Operation Contingencies	-	-	55,210	55,210	0.0%
Transfers	-	-	86,395	86,395	0.0%
	\$ 58,867	\$ 4,094	\$ 472,000	\$ 467,906	0.9%

Capital Expenditures:

Special Projects
Property Acquisition



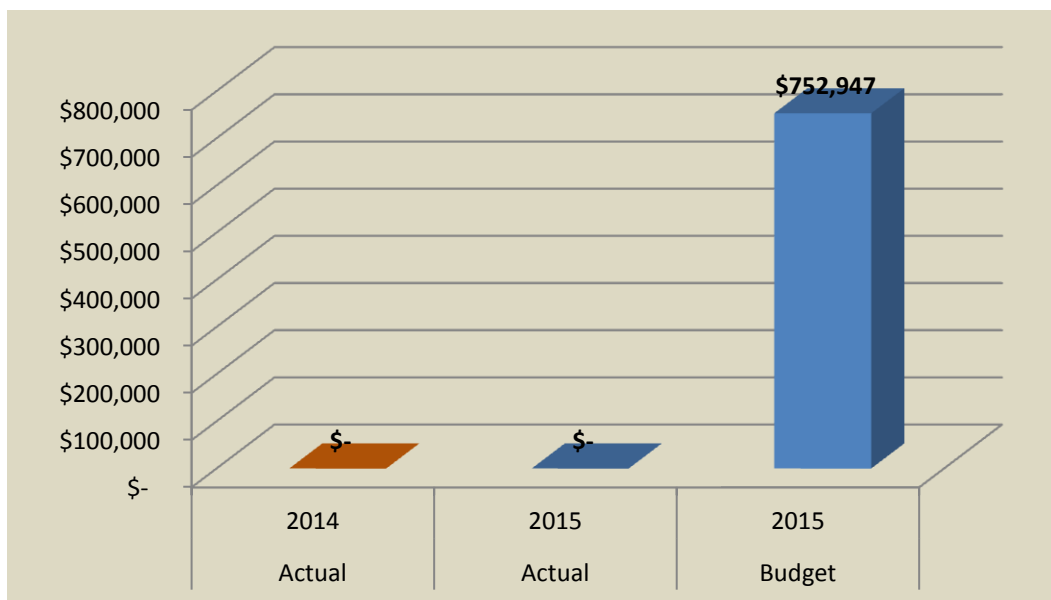
25% Through the Fiscal Year

City of Dallas
Monthly Financials
September 2014

Department: General Obligation and Long Term Debt Funds

Description	Year-to-Date Actual 2014	Year-to-Date Actual 2015	Budget 2015	Budget Remaining	Percent Collected
Revenue					
Property Taxes	\$ 17,498	\$ 16,810	\$ 670,000	\$ 653,190	2.5%
Transfers	26,003	28,248	112,994	84,746	25.0%
	\$ 43,502	\$ 45,059	\$ 782,994	\$ 737,935	5.8%

Description	Year-to-Date Actual 2014	Year-to-Date Actual 2015	Budget 2015	Budget Remaining	Percent Spent
Expenditures					
Principal	\$ -	\$ -	\$ 575,000	\$ 575,000	0.0%
Interest	-	-	177,947	177,947	0.0%
	\$ -	\$ -	\$ 752,947	\$ 752,947	0.0%



25% Through the Fiscal Year