

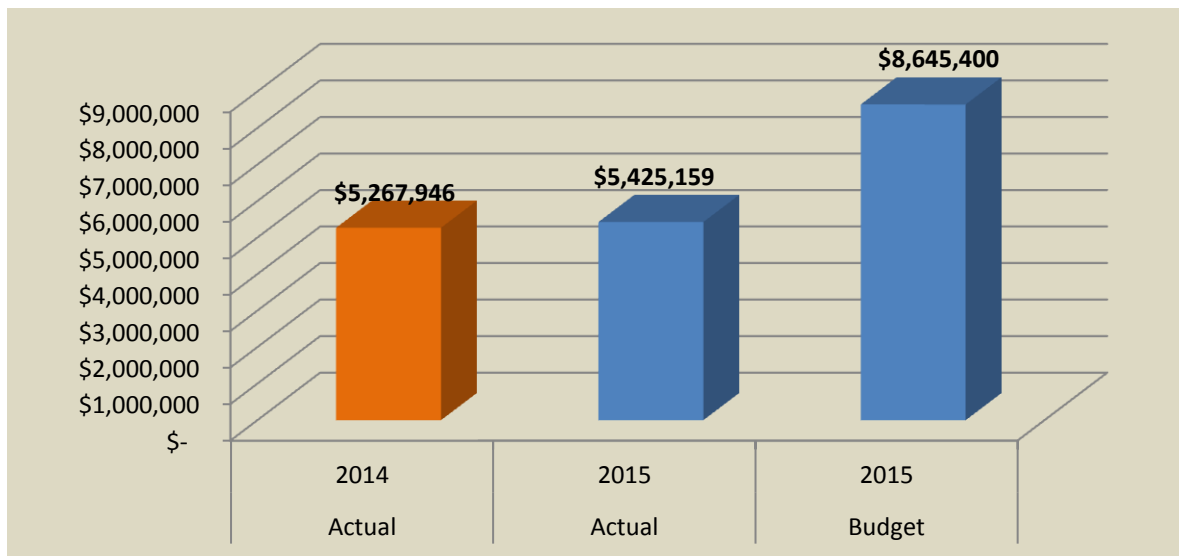


Monthly Financials
for the Month of
December 2014

City of Dallas
Monthly Financials
December 2014

General Fund Revenue

Description	Year-to-Date		Budget 2015	Budget Remaining	Percent Collected
	Actual 2014	Actual 2015			
Licenses, Permits and Fees	\$ 611,796	\$ 689,974	\$ 1,419,500	\$ 729,526	48.6%
Fines and Forfeitures	52,312	92,331	220,000	127,669	42.0%
Recreation Fees	221,978	231,899	485,000	253,101	47.8%
Library Fees	41,181	24,434	81,500	57,066	30.0%
Property Taxes	3,098,355	3,263,401	3,495,000	231,599	93.4%
Miscellaneous Taxes	110,319	97,196	231,000	133,804	42.1%
Franchise Fees	391,252	320,353	1,095,000	774,647	29.3%
Inter-governmental	46,814	55,464	192,000	136,536	28.9%
Miscellaneous Revenue	31,469	34,168	40,000	5,832	85.4%
Interest Earnings	4,928	5,329	15,000	9,671	35.5%
Transfers	657,542	610,608	1,371,400	760,792	44.5%
	\$ 5,267,946	\$ 5,425,159	\$ 8,645,400	\$ 3,220,241	62.8%

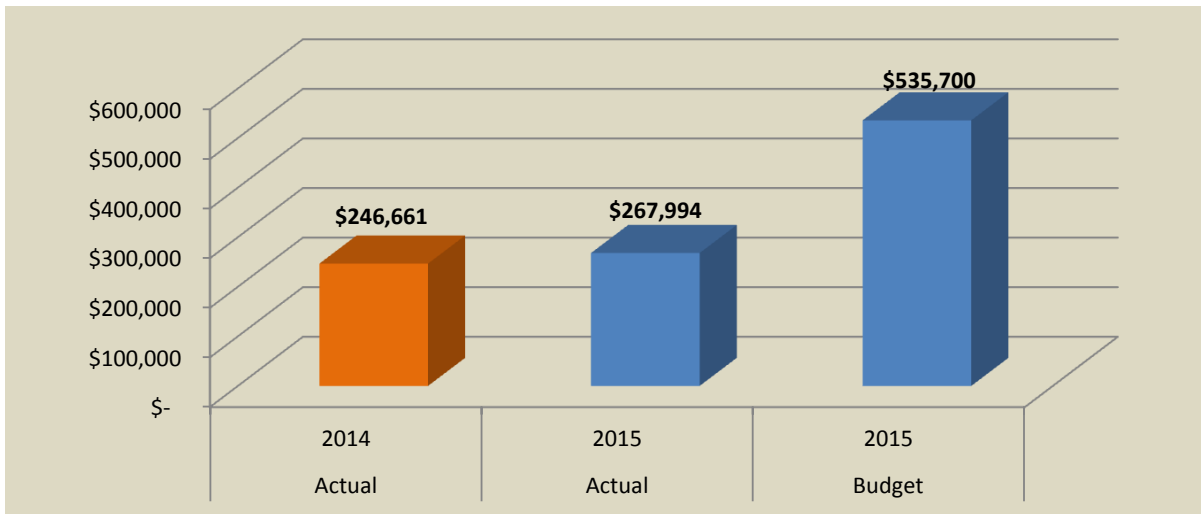


50.00% Through the Fiscal Year

City of Dallas
Monthly Financials
December 2014

Department: Administration

Description	Year-to-Date		Budget 2015	Budget Remaining	Percent Spent
	Actual 2014	Actual 2015			
Personnel Services	\$ 184,501	\$ 200,187	\$ 391,000	\$ 190,814	51.2%
Materials and Supplies	62,160	67,807	144,700	76,893	46.9%
	\$ 246,661	\$ 267,994	\$ 535,700	\$ 267,706	50.0%

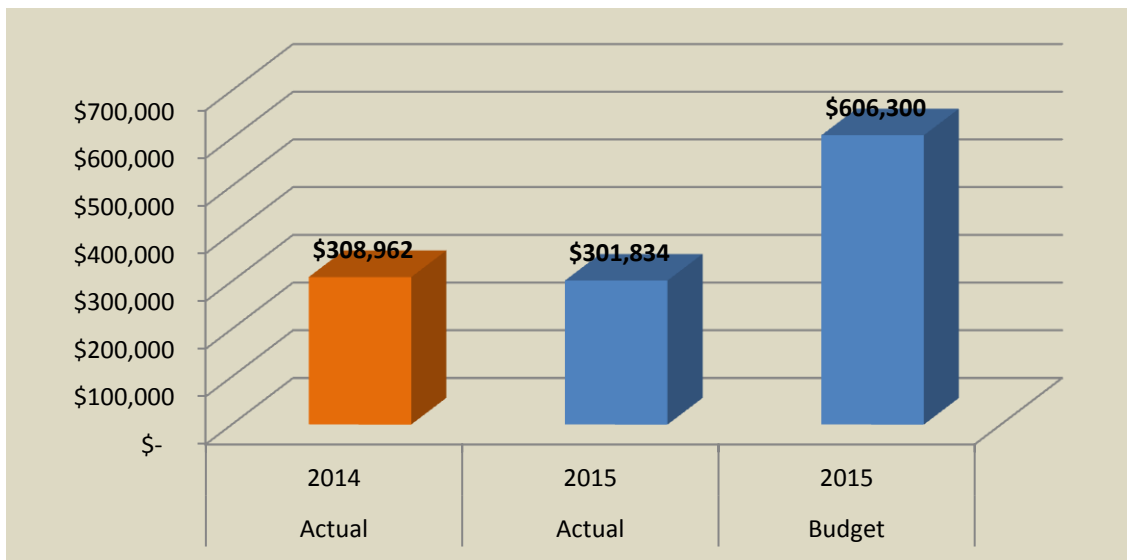


50.00% Through the Fiscal Year

City of Dallas
Monthly Financials
December 2014

Department: Finance

Description	Year-to-Date		Budget 2015	Budget Remaining	Percent Spent
	Actual 2014	Actual 2015			
Personnel Services	\$ 175,197	\$ 164,751	\$ 384,000	\$ 219,249	42.9%
Materials and Supplies	133,765	137,083	222,300	85,217	61.7%
	\$ 308,962	\$ 301,834	\$ 606,300	\$ 304,466	49.8%

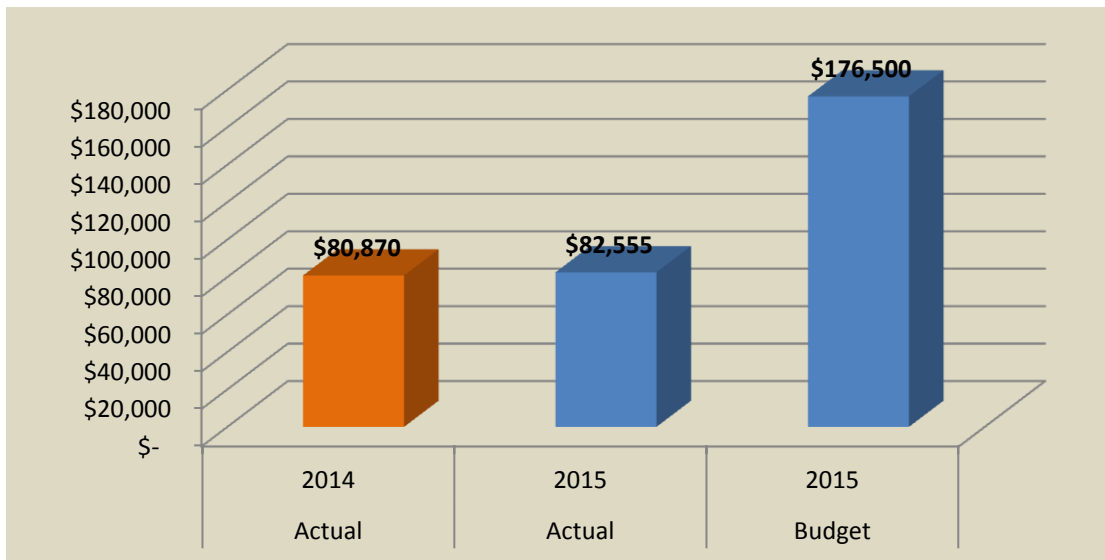


50.00% Through the Fiscal Year

City of Dallas
Monthly Financials
December 2014

Department: Facilities

Description	Year-to-Date		Year-to-Date		Budget 2015	Budget Remaining	Percent Spent
	Actual 2014	Actual 2015	Budget 2015	Budget Remaining			
Personnel Services	\$ 53,591	\$ 51,121	\$ 111,000	\$ 59,879		46.1%	
Materials and Supplies	27,279	31,434	65,500	34,066		48.0%	
	\$ 80,870	\$ 82,555	\$ 176,500	\$ 93,945		46.8%	

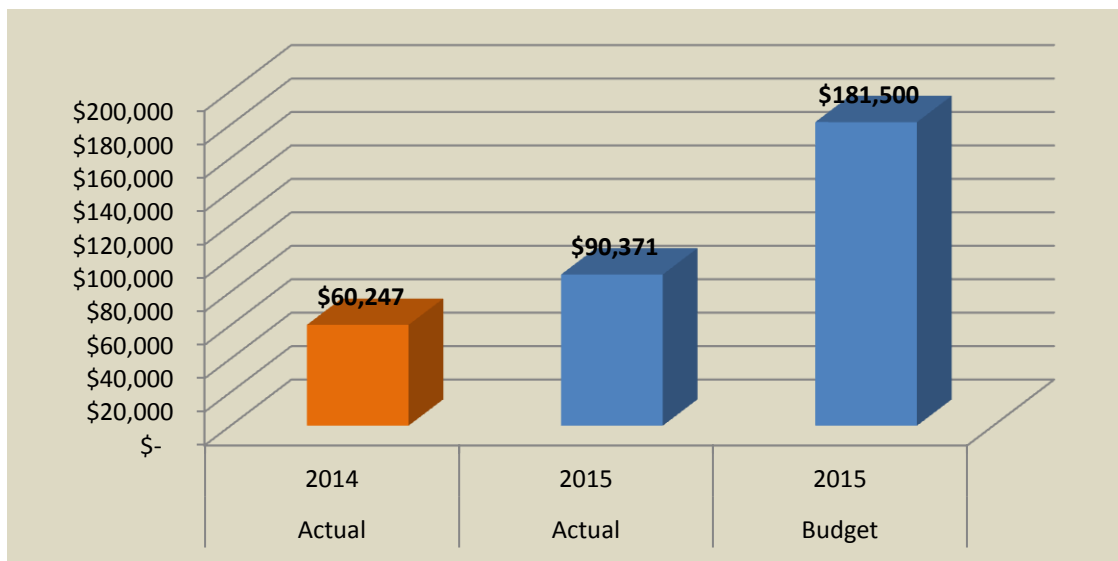


50.00% Through the Fiscal Year

City of Dallas
Monthly Financials
December 2014

Department: Municipal Court

Description	Year-to-Date		Budget 2015	Budget Remaining	Percent Spent
	Actual 2014	Actual 2015			
Personnel Services	\$ 51,360	\$ 53,397	\$ 120,000	\$ 66,603	44.5%
Materials and Supplies	8,887	36,974	61,500	24,526	60.1%
	\$ 60,247	\$ 90,371	\$ 181,500	\$ 91,129	49.8%

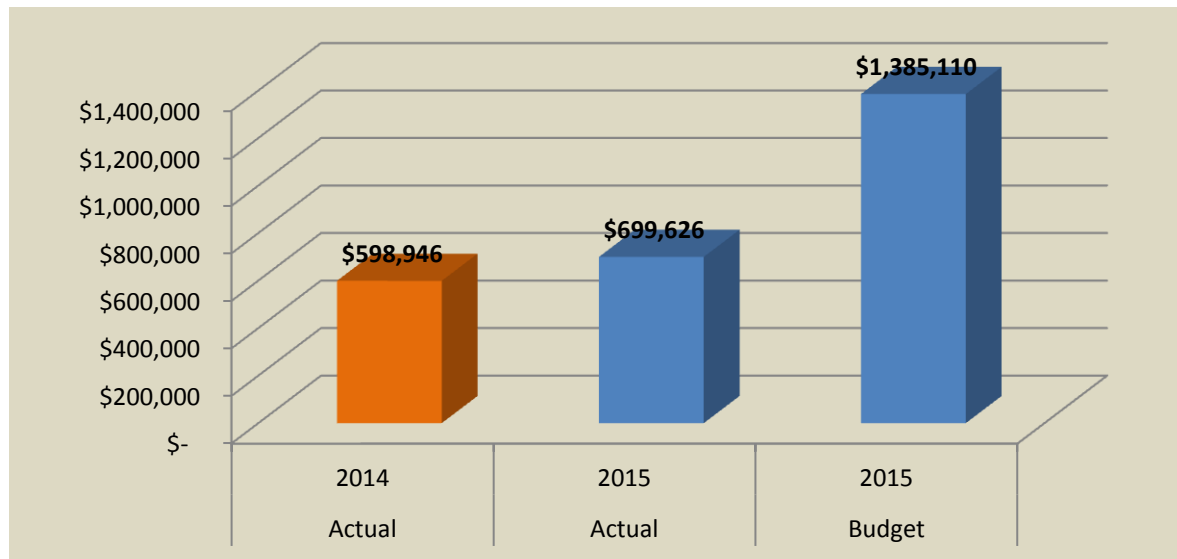


50.00% Through the Fiscal Year

City of Dallas
Monthly Financials
December 2014

Department: Ambulance

Description	Year-to-Date	Year-to-Date	Budget 2015	Budget Remaining	Percent Spent
	Actual 2014	Actual 2015			
Personnel Services	\$ 439,078	\$ 488,751	\$ 997,000	\$ 508,249	49.0%
Materials and Supplies	144,868	155,065	317,300	162,235	48.9%
Debt Service	-	40,810	40,810	-	100.0%
Transfers	15,000	15,000	30,000	15,000	50.0%
	\$ 598,946	\$ 699,626	\$ 1,385,110	\$ 685,484	50.5%

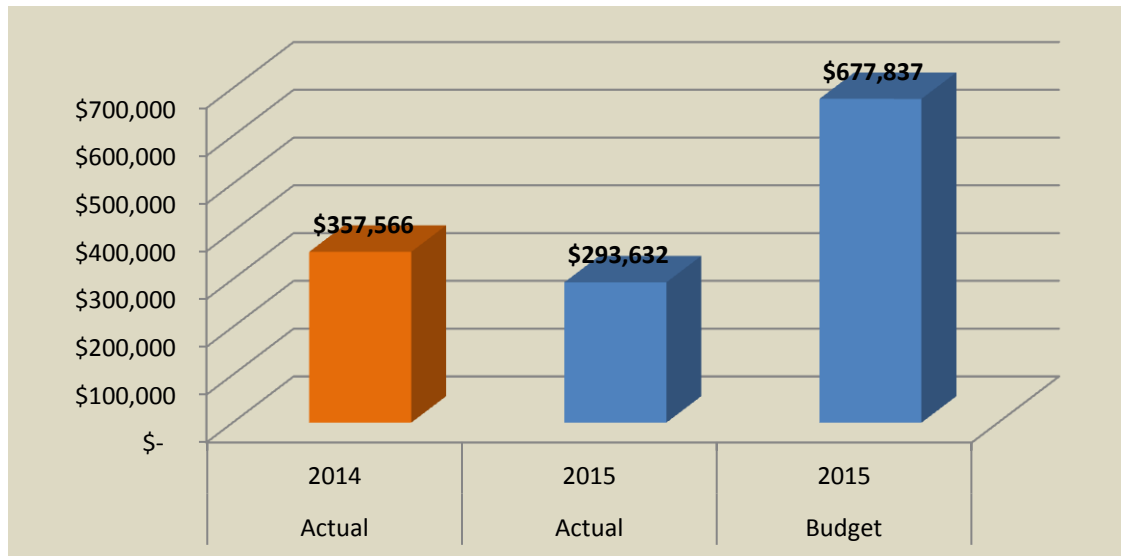


50.00% Through the Fiscal Year

City of Dallas
Monthly Financials
December 2014

Department: Fire

Description	Year-to-Date	Year-to-Date	Budget 2015	Budget Remaining	Percent Spent
	Actual 2014	Actual 2015			
Personnel Services	\$ 216,772	\$ 119,362	\$ 265,000	\$ 145,638	45.0%
Materials and Supplies	126,094	159,570	344,500	184,930	46.3%
Debt Service	-	-	38,937	38,937	0.0%
Transfers	14,700	14,700	29,400	14,700	50.0%
	\$ 357,566	\$ 293,632	\$ 677,837	\$ 384,205	43.3%

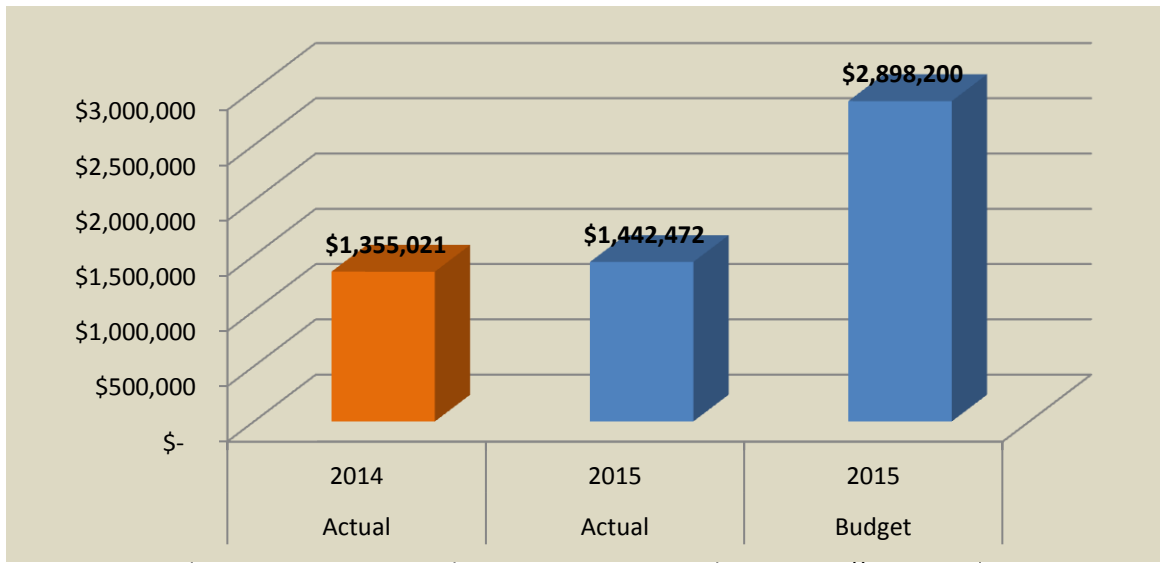


50.00% Through the Fiscal Year

City of Dallas
Monthly Financials
December 2014

Department: Police

Description	Year-to-Date	Year-to-Date	Budget 2015	Budget Remaining	Percent Spent
	Actual 2014	Actual 2015			
Personnel Services	\$ 1,165,540	\$ 1,202,342	\$ 2,410,000	\$ 1,207,658	49.9%
Materials and Supplies	175,981	219,630	447,200	227,570	49.1%
Transfers	13,500	20,500	41,000	20,500	50.0%
	\$ 1,355,021	\$ 1,442,472	\$ 2,898,200	\$ 1,455,728	49.8%

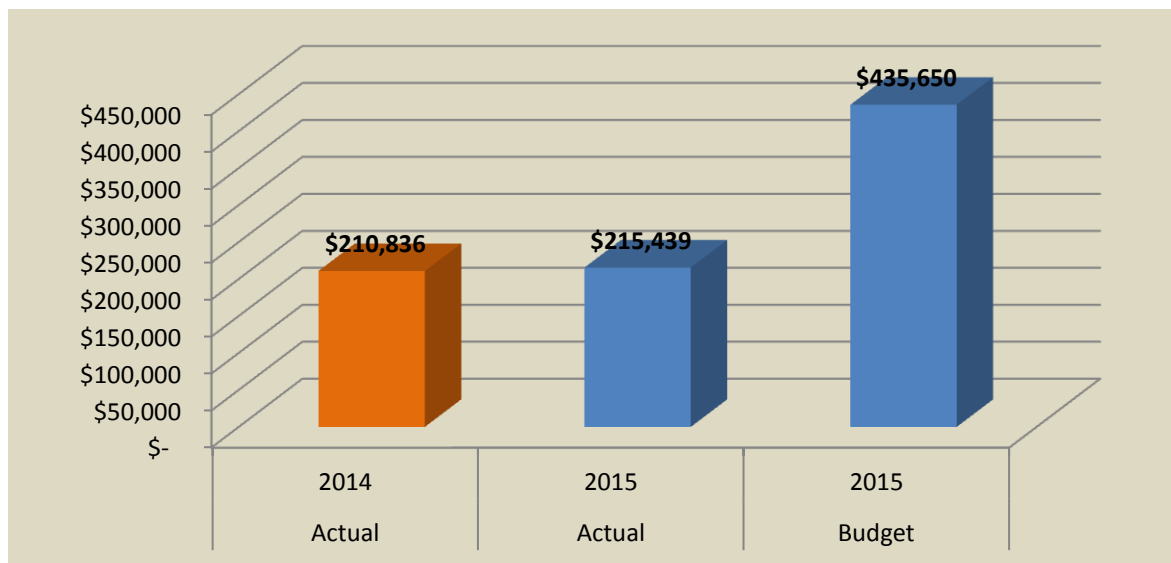


50.00% Through the Fiscal Year

City of Dallas
Monthly Financials
December 2014

Department: Library

Description	Year-to-Date		Budget 2015	Budget Remaining	Percent Spent
	Actual 2014	Actual 2015			
Personnel Services	\$ 166,939	\$ 177,579	\$ 353,000	\$ 175,421	50.3%
Materials and Supplies	43,897	37,860	82,650	44,790	45.8%
	\$ 210,836	\$ 215,439	\$ 435,650	\$ 220,211	49.5%

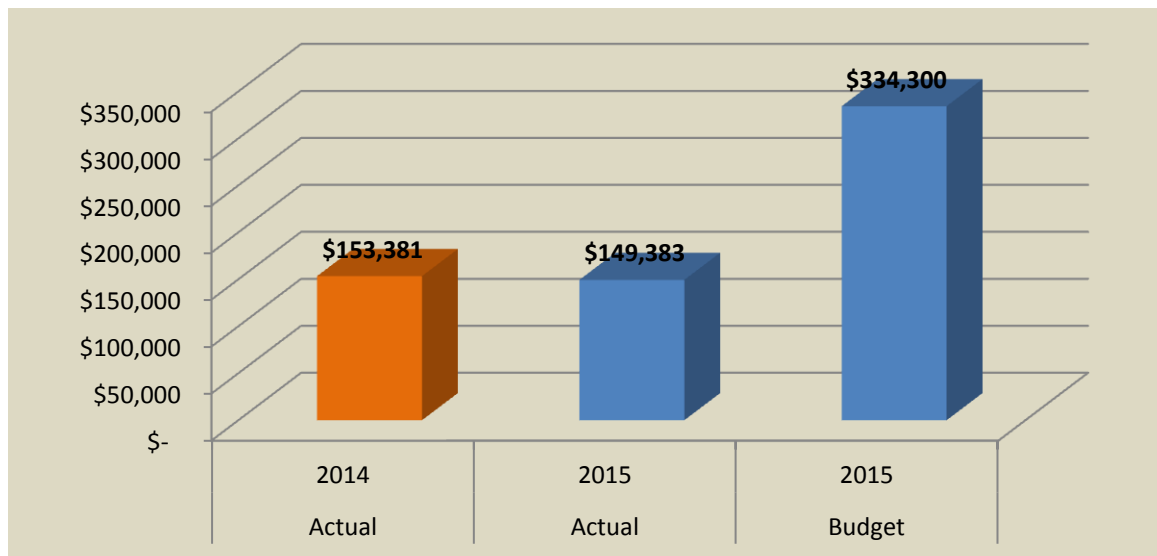


50.00% Through the Fiscal Year

City of Dallas
Monthly Financials
December 2014

Department: Parks

Description	Year-to-Date	Year-to-Date	Budget 2015	Budget Remaining	Percent Spent
	Actual 2014	Actual 2015			
Personnel Services	\$ 107,180	\$ 111,031	\$ 220,000	\$ 108,969	50.5%
Materials and Supplies	43,701	34,202	106,000	71,798	32.3%
Transfers	2,500	4,150	8,300	4,150	50.0%
	\$ 153,381	\$ 149,383	\$ 334,300	\$ 184,917	44.7%

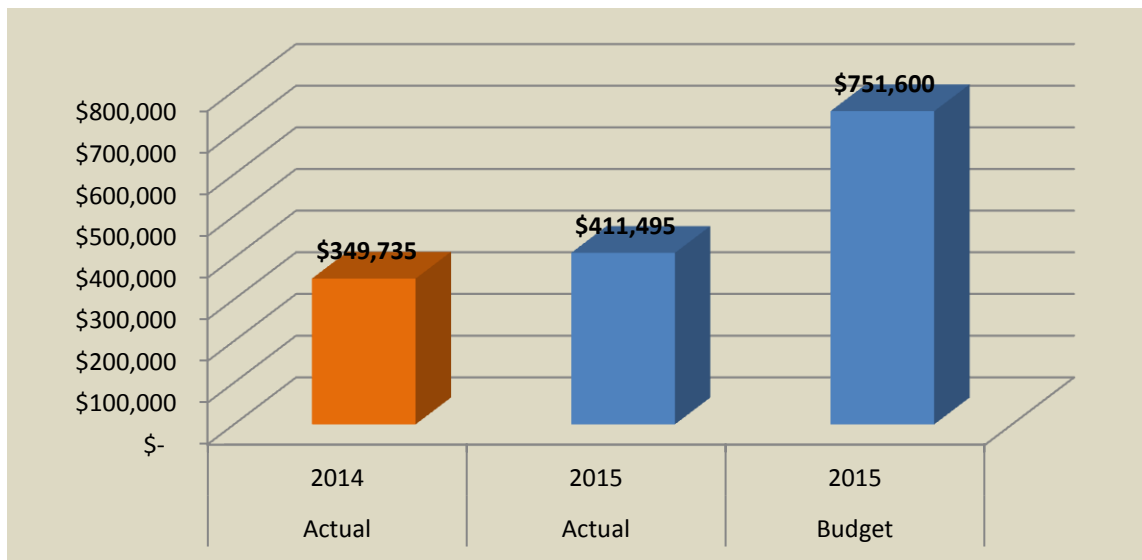


50.00% Through the Fiscal Year

City of Dallas
Monthly Financials
December 2014

Department: Aquatic Center

Description	Year-to-Date	Year-to-Date	Budget 2015	Budget Remaining	Percent Spent
	Actual 2014	Actual 2015			
Personnel Services	\$ 210,101	\$ 231,048	\$ 422,000	\$ 190,952	54.8%
Materials and Supplies	139,634	167,947	279,600	111,653	60.1%
Transfers	-	12,500	50,000	37,500	25.0%
	\$ 349,735	\$ 411,495	\$ 751,600	\$ 340,105	54.7%

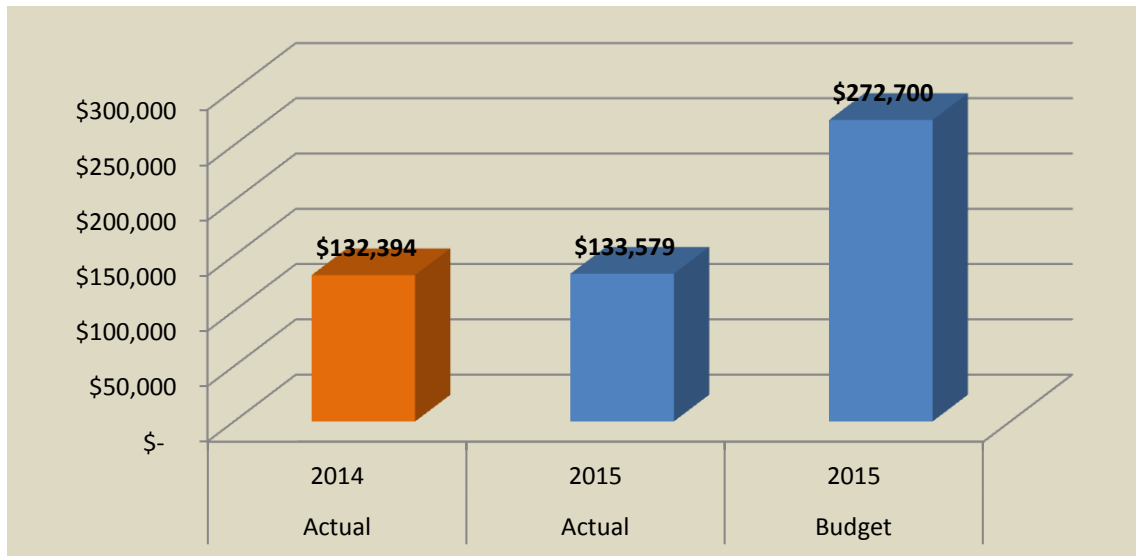


50.00% Through the Fiscal Year

City of Dallas
Monthly Financials
December 2014

Department: Building Inspections

Description	Year-to-Date	Year-to-Date	Budget 2015	Budget Remaining	Percent Spent
	Actual 2014	Actual 2015			
Personnel Services	\$ 125,123	\$ 123,467	\$ 253,000	\$ 129,533	48.8%
Materials and Supplies	7,272	8,112	15,700	7,588	51.7%
Transfers	-	2,000	4,000	2,000	50.0%
	\$ 132,394	\$ 133,579	\$ 272,700	139,121	49.0%

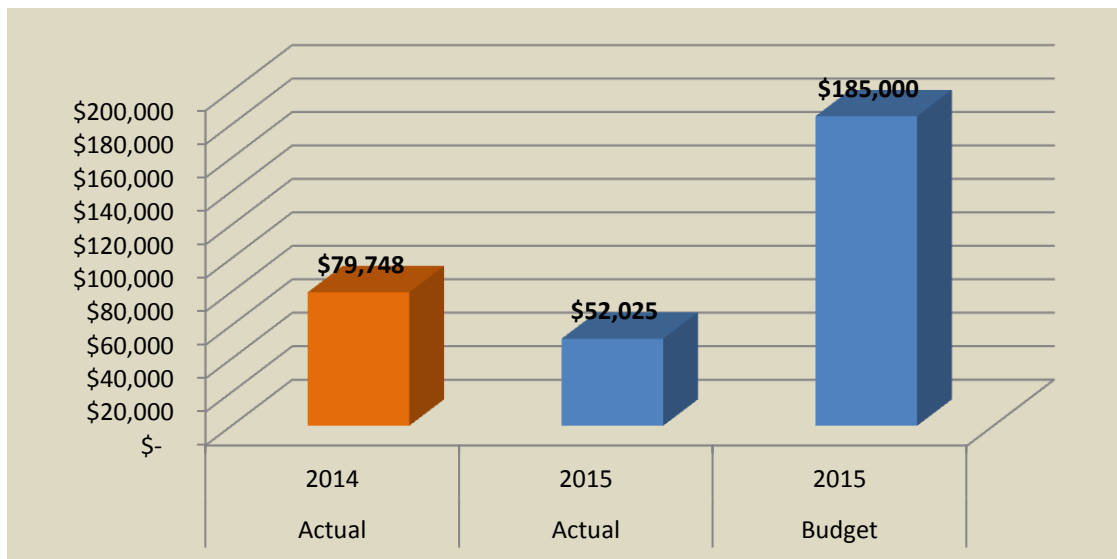


50.00% Through the Fiscal Year

City of Dallas
Monthly Financials
December 2014

Department: Planning

Description	Year-to-Date	Year-to-Date	Budget 2015	Budget Remaining	Percent Spent
	Actual 2014	Actual 2015			
Personnel Services	\$ 71,607	\$ 41,507	\$ 122,000	\$ 80,493	34.0%
Materials and Supplies	6,441	8,818	59,600	50,782	14.8%
Transfers	1,700	1,700	3,400	1,700	50.0%
	\$ 79,748	\$ 52,025	\$ 185,000	\$ 132,975	28.1%



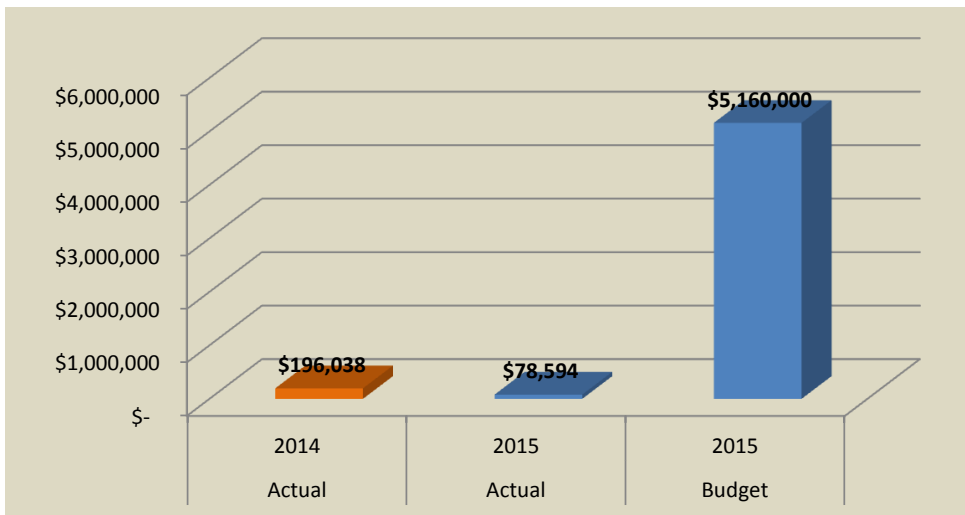
50.00% Through the Fiscal Year

City of Dallas
Monthly Financials
December 2014

Department: System Development Fund

Description	Year-to-Date		Budget 2015	Budget Remaining	Percent Collected
	Actual 2014	Actual 2015			
Revenue					
Streets SDC	\$ 31,377	\$ 16,312	\$ 50,000	\$ 33,688	32.6%
Parks SDC	61,323	32,286	100,000	67,714	32.3%
Water SDC	112,302	53,690	175,000	121,310	30.7%
Sewer SDC	116,761	54,885	175,000	120,115	31.4%
Storm Water SDC	25,056	12,441	40,000	27,559	31.1%
Transfers	127,566	47,500	95,000	47,500	50.0%
	\$ 474,384	\$ 217,114	\$ 635,000	\$ 417,886	34.2%

Description	Year-to-Date		Budget 2015	Budget Remaining	Percent Spent
	Actual 2014	Actual 2015			
Expenditures					
Street SDC Projects	\$ -	\$ -	\$ 290,000	\$ 290,000	0.0%
Park SDC Projects	-	8,750	365,000	356,250	2.4%
Water SDC Projects	-	-	515,000	515,000	0.0%
Sewer SDC Projects	196,038	4	3,870,000	3,869,996	0.0%
Storm Water SDC Projects	-	69,840	120,000	50,160	58.2%
	\$ 196,038	\$ 78,594	\$ 5,160,000	\$ 5,081,406	1.5%



50.00% Through the Fiscal Year

City of Dallas
Monthly Financials
December 2014

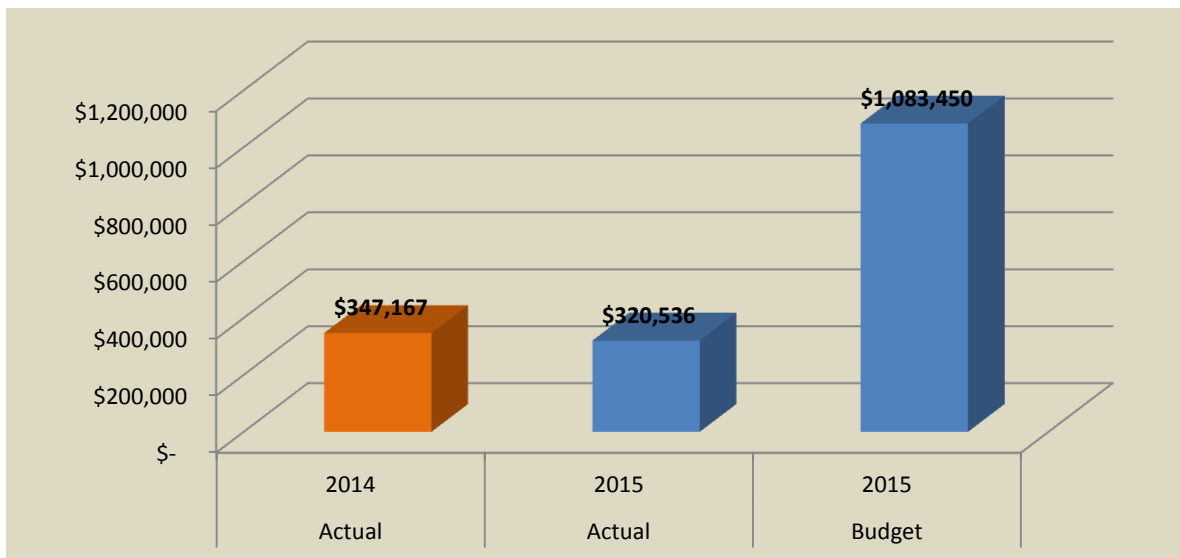
Department: Streets

Description	Year-to-Date		Budget 2015	Budget Remaining	Percent Collected
	Actual 2014	Actual 2015			
Revenue					
Highway Reimbursement & Appropriations	\$ 590,328	\$ 546,615	\$ 1,020,000	\$ 473,385	53.6%
Miscellaneous Revenue and Interest	64,391	2,760	5,000	2,240	55.2%
	\$ 654,720	\$ 549,375	\$ 1,025,000	\$ 475,625	53.6%

Description	Year-to-Date		Budget 2015	Budget Remaining	Percent Spent
	Actual 2014	Actual 2015			
Expenditures					
Personnel Services	\$ 143,864	\$ 143,975	\$ 302,000	\$ 158,025	47.7%
Materials and Supplies	118,491	123,231	276,700	153,469	44.5%
Capital Outlay	44,812	11,581	421,250	409,669	2.7%
Transfers	40,000	41,750	83,500	41,750	50.0%
	\$ 347,167	\$ 320,536	\$ 1,083,450	\$ 762,914	29.6%

Capital Expenditures:

Contractual Overlays - \$350,000
Sidewalks - \$20,000
Equipment - \$51,250



50.00% Through the Fiscal Year

City of Dallas
Monthly Financials
December 2014

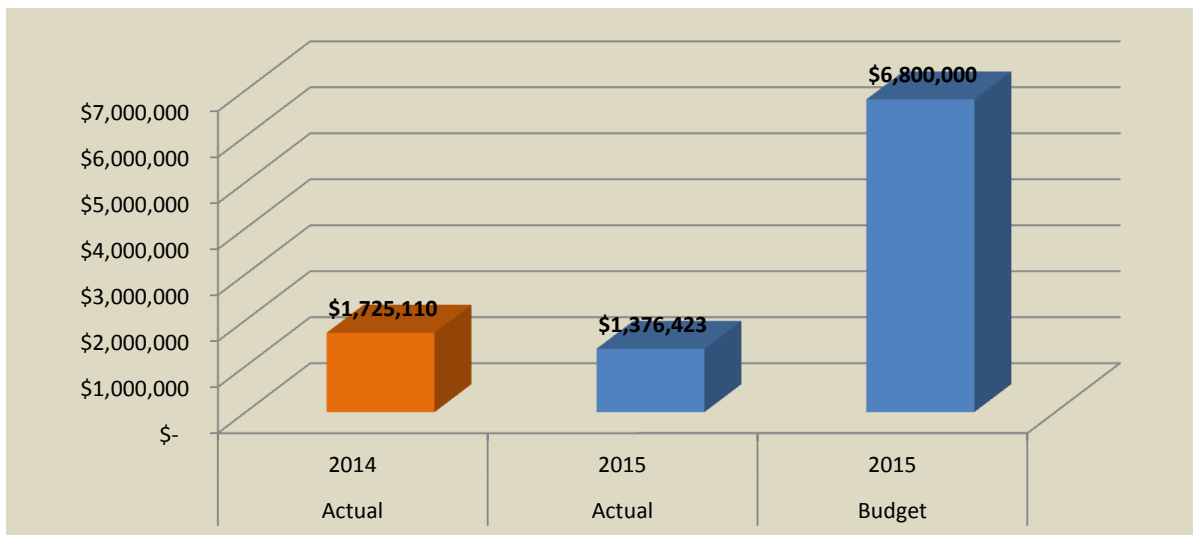
Department: Sewer

Description	Year-to-Date		Budget 2015	Budget Remaining	Percent Collected
	Actual 2014	Actual 2015			
Revenue					
Service Charges and Hook Up Fees	\$ 1,542,818	\$ 1,579,406	\$ 3,140,000	\$ 1,560,594	50.3%
Miscellaneous Revenue and Interest	323,531	110,790	2,340,000	\$ 2,229,210	4.7%
	\$ 1,866,349	\$ 1,690,196	\$ 5,480,000	\$ 3,789,804	30.8%

Description	Year-to-Date		Budget 2015	Budget Remaining	Percent Spent
	Actual 2014	Actual 2015			
Expenditures					
Personnel Services	\$ 290,957	\$ 292,346	\$ 617,000	\$ 324,654	47.4%
Materials and Supplies	475,889	566,685	1,128,000	561,315	50.2%
Capital Outlay	591,005	143,318	866,250	722,932	16.5%
Transfers	275,000	290,000	580,000	290,000	50.0%
Debt Service	92,259	84,075	3,608,750	3,524,675	2.3%
	\$ 1,725,110	\$ 1,376,423	\$ 6,800,000	\$ 5,423,577	20.2%

Capital Expenditures:

- Equipment - \$16,250
- Rickereall Crk Interceptor CIP - \$500,000
- Siphon Replacement - \$100,000
- I & I - \$50,000
- Pump Station Upgrade - \$100,000
- WWTF Equipment Replacement - \$50,000
- Sewer Replacement Projects - \$50,000



50.00% Through the Fiscal Year

City of Dallas
Monthly Financials
December 2014

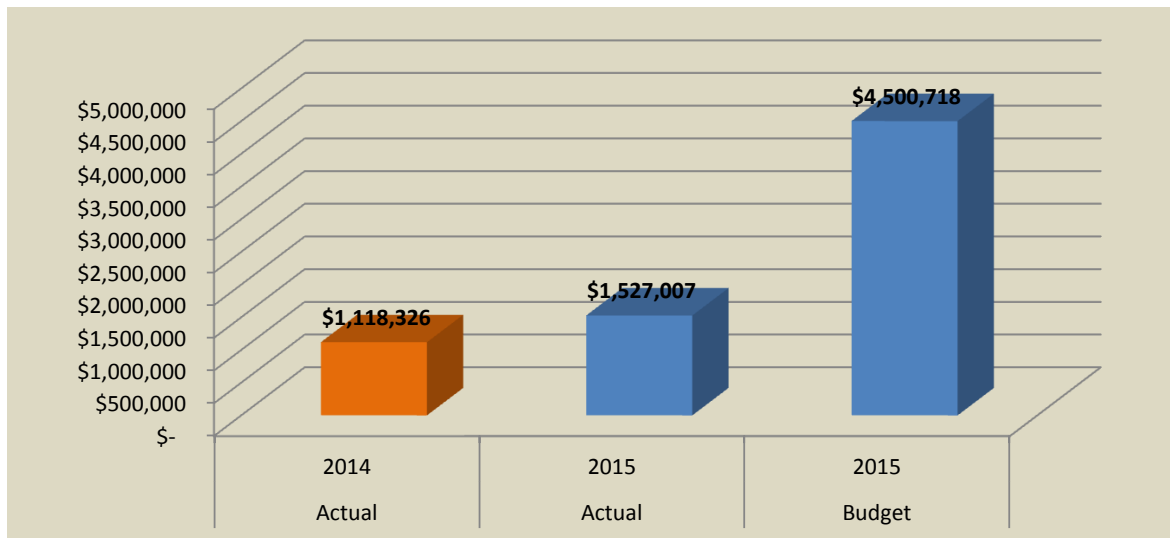
Department: Water

Description	Year-to-Date		Budget 2015	Budget Remaining	Percent Collected
	Actual 2014	Actual 2015			
Revenue					
Service Charges and Connection Fees	\$ 1,228,243	\$ 1,353,881	\$ 2,255,000	\$ 901,119	60.0%
Miscellaneous Revenue and Interest	53,552	58,385	4,085,000	4,026,615	1.4%
	\$ 1,281,795	\$ 1,412,266	\$ 6,340,000	\$ 4,927,734	22.3%

Description	Year-to-Date		Budget 2015	Budget Remaining	Percent Spent
	Actual 2014	Actual 2015			
Expenditures					
Personnel Services	\$ 195,059	\$ 196,172	\$ 422,000	\$ 225,828	46.5%
Materials and Supplies	362,799	368,693	744,500	375,807	49.5%
Capital Outlay	-	391,675	2,216,250	1,824,575	17.7%
Transfers	347,967	222,500	445,000	222,500	50.0%
Debt Service	212,500	347,967	672,968	325,001	51.7%
	\$ 1,118,326	\$ 1,527,007	\$ 4,500,718	\$ 2,973,711	33.9%

Capital Expenditures:

- Equipment - \$16,250
- WTP Weir Replacement - \$50,000
- Land Acquisition - \$800,000
- Transmission Water Line - \$100,000
- AMR Project- \$1,200,000
- Water Line Replacement Project - \$50,000



50.00% Through the Fiscal Year

City of Dallas
Monthly Financials
December 2014

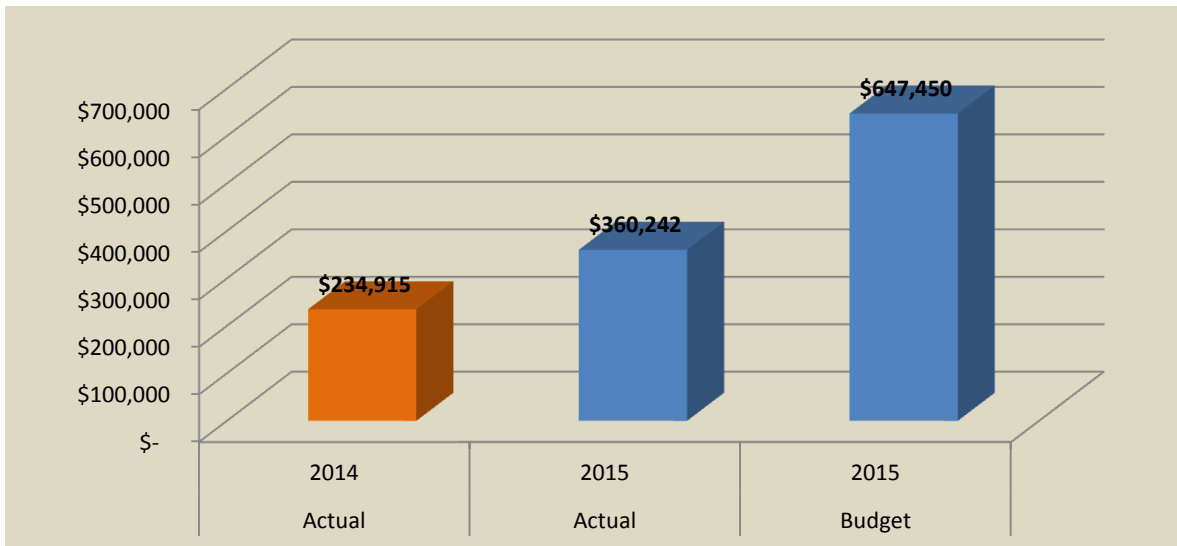
Department: Fleet

Description	Year-to-Date		Budget 2015	Budget Remaining	Percent Collected
	Actual 2014	Actual 2015			
Revenue					
Service Charges and Total Care	\$ 218,597	\$ 229,923	\$ 495,000	\$ 265,077	46.4%
Miscellaneous Revenue	39,900	52,300	104,600	52,300	50.0%
	\$ 258,497	\$ 282,223	\$ 599,600	\$ 317,377	47.1%

Description	Year-to-Date		Budget 2015	Budget Remaining	Percent Spent
	Actual 2014	Actual 2015			
Expenditures					
Personnel Services	\$ 96,996	\$ 96,813	\$ 211,000	\$ 114,187	45.9%
Materials and Supplies	97,929	102,548	195,200	92,652	52.5%
Capital Outlay	(10)	120,882	161,250	40,368	75.0%
Transfers	40,000	40,000	80,000	40,000	50.0%
	\$ 234,915	\$ 360,242	\$ 647,450	\$ 287,208	55.6%

Capital Expenditures:

Equipment - \$41,250
 Vehicles - \$90,000 (Police, Planning)
 Building Improvements - \$30,000



50.00% Through the Fiscal Year

City of Dallas
Monthly Financials
December 2014

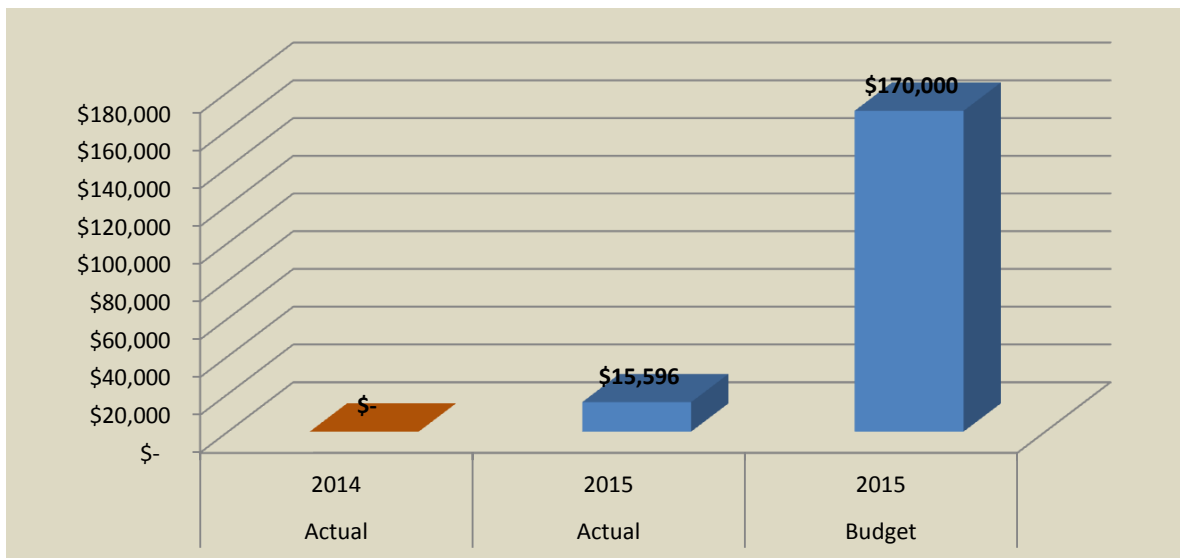
Department: Capital Projects

Description	Year-to-Date		Budget 2015	Budget Remaining	Percent Collected
	Actual 2014	Actual 2015			
Revenue					
Transfers	\$ -	\$ 7,988	\$ 170,000	\$ 162,012	4.7%
	\$ -	\$ 7,988	\$ 170,000	\$ 162,012	4.7%

Description	Year-to-Date		Budget 2015	Budget Remaining	Percent Spent
	Actual 2014	Actual 2015			
Expenditures					
Capital Outlay	-	15,596	170,000	154,404	9.2%
	\$ -	\$ 15,596	\$ 170,000	\$ 154,404	9.2%

General Fund Capital Projects:

- Fire Department - \$24,000 match for training facility grant
- Aquatic Center - \$12,000 upgrade chemical feed controllers
- Police Department - \$8,000 tasers; \$15,000 storage improvements
- Library - \$14,000 furniture and building upgrades
- Parks - \$75,000 restroom rehab
- Finance/Court - \$15,000 vault filing system upgrades
- Facilities - \$7,000 replace upstairs flooring



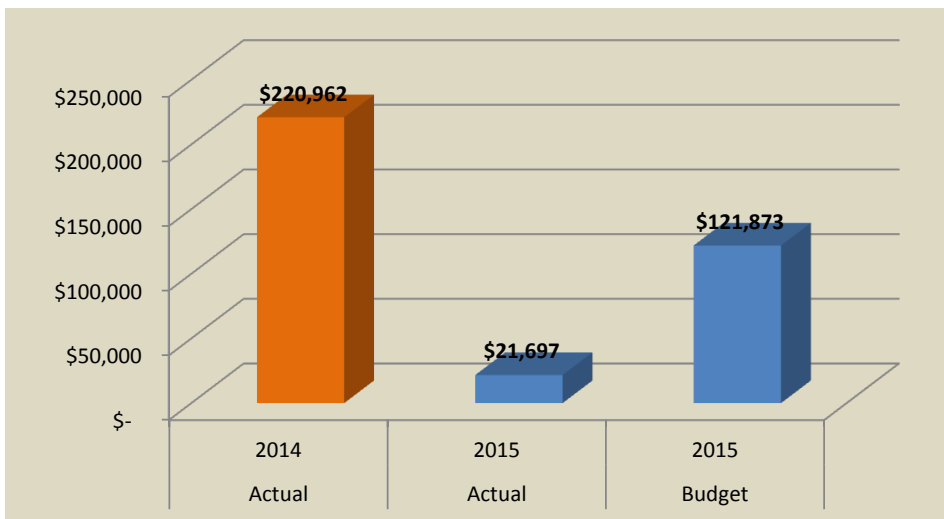
50.00% Through the Fiscal Year

City of Dallas
Monthly Financials
December 2014

Department: Trust Fund

Description	Year-to-Date		Budget 2015	Budget Remaining	Percent Collected
	Actual 2014	Actual 2015			
Revenue					
Fire and Ambulance	\$ 18,766	\$ 2,110	\$ 29,500	\$ 27,390	7.2%
Miscellaneous	591	389	500	111	77.8%
Economic Development	20,000	17,000	20,000	3,000	85.0%
Park	2,719	60	3,000	2,940	2.0%
Library	16,363	7,111	20,000	12,889	35.6%
	\$ 58,440	\$ 26,670	\$ 73,000	\$ 46,330	36.5%

Description	Year-to-Date		Budget 2015	Budget Remaining	Percent Spent
	Actual 2014	Actual 2015			
Expenditures					
Fire and Ambulance	\$ 22,947	\$ 13,160	\$ 67,048	\$ 53,888	19.6%
Miscellaneous	115	94	1,325	1,231	7.1%
Economic Development	19,595	1,032	23,500	22,468	4.4%
Park	50	-	8,000	8,000	0.0%
Library	8,528	7,412	22,000	14,588	33.7%
Transfers	169,727	-	-	-	0.0%
	\$ 220,962	\$ 21,697	\$ 121,873	\$ 100,176	17.8%



50.00% Through the Fiscal Year

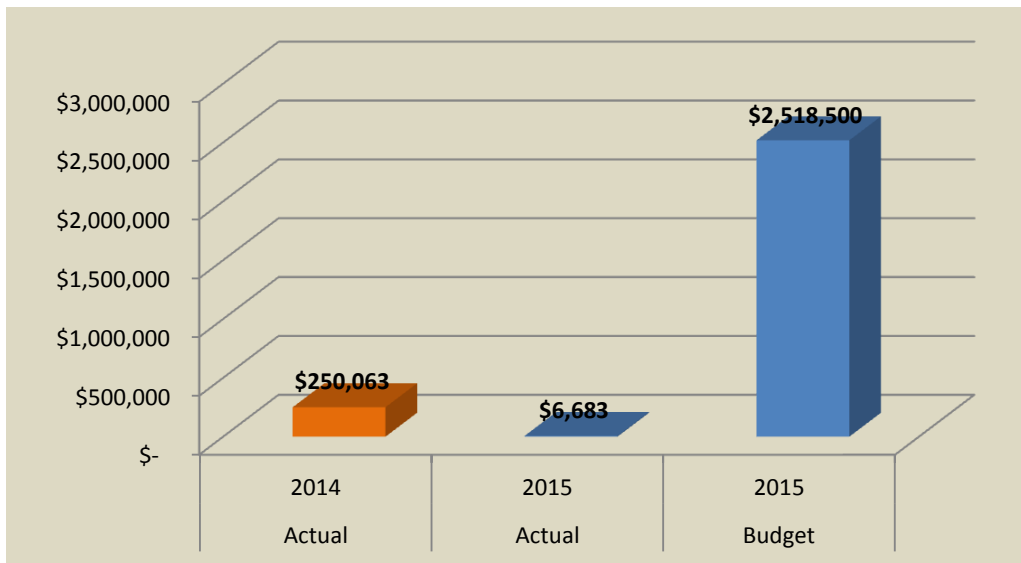
City of Dallas
Monthly Financials
December 2014

Department: Grant Fund

Description	Year-to-Date		Budget 2015	Budget Remaining	Percent Collected
	Actual 2014	Actual 2015			
Revenue					
Police	\$ 5,393	\$ 7,203	\$ 3,000	\$ (4,203)	240.1%
Fire	-	-	456,000	456,000	0.0%
Parks and Trails	-	-	550,000	550,000	0.0%
Miscellaneous	24,731	7,413	1,503,000	1,495,587	0.5%
	\$ 30,124	\$ 14,616	\$ 2,512,000	\$ 2,497,384	0.6%

Description	Year-to-Date		Budget 2015	Budget Remaining	Percent Spent
	Actual 2014	Actual 2015			
Expenditures					
Police	\$ -	\$ 430	\$ 9,000	\$ 8,570	4.8%
Fire	125,058	-	456,000	456,000	0.0%
Parks and Trails	124,308	-	550,000	550,000	0.0%
Miscellaneous	697	6,253	1,503,500	2,803	0.4%
	\$ 250,063	\$ 6,683	\$ 2,518,500	\$ 1,017,373	0.3%

Grant Projects: Police - vests, misc.
 Fire - training facility
 Parks and Trails - Rickreall Crk Trail System
 Miscellaneous - CDBG; Ready to Read



50.00% Through the Fiscal Year

City of Dallas
Monthly Financials
December 2014

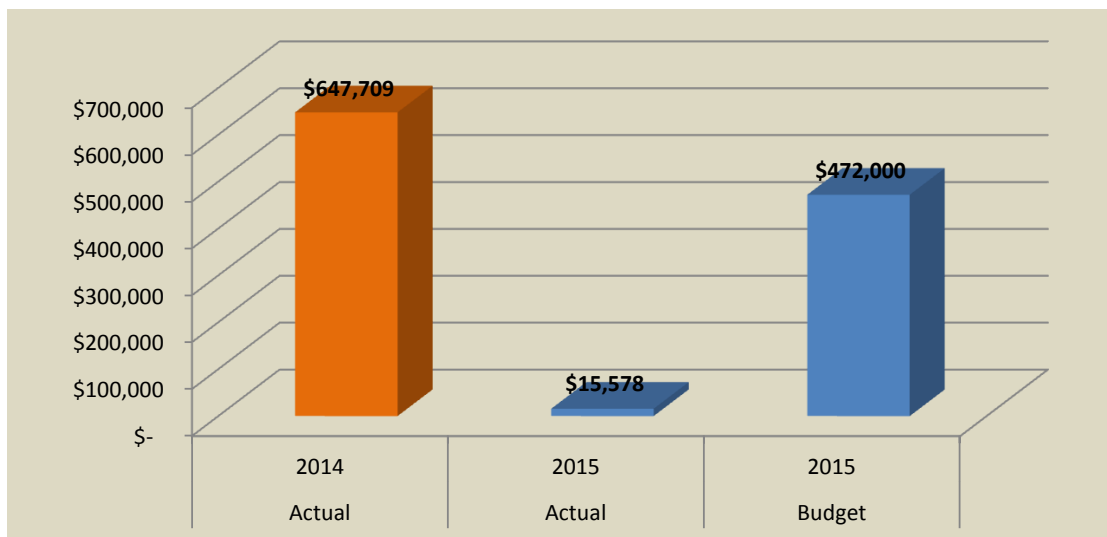
Department: Urban Renewal Fund

Description	Year-to-Date		Budget 2015	Budget Remaining	Percent Collected
	Actual 2014	Actual 2015			
Revenue					
Property Taxes	\$ 126,216	\$ 134,964	\$ 135,000	\$ 36	100.0%
Interest Earnings	1,291	1,603	1,000	(603)	160.3%
Miscellaneous Revenue	50	-	1,000	1,000	0.0%
Finance Proceeds	750,000	-	-	-	0.0%
	\$ 877,558	\$ 136,567	\$ 137,000	\$ (567)	99.7%

Description	Year-to-Date		Budget 2015	Budget Remaining	Percent Spent
	Actual 2014	Actual 2015			
Expenditures					
Personal Services	\$ 8,168	\$ 8,045	\$ 16,000	\$ 7,955	50.3%
Materials and Services	11,798	7,533	33,000	25,467	22.8%
Debt Service Reserve	-	-	86,395	86,395	0.0%
Capital Expenditures	627,743	-	195,000	195,000	0.0%
Operation Contingencies	-	-	55,210	55,210	0.0%
Transfers	-	-	86,395	86,395	0.0%
	\$ 647,709	\$ 15,578	\$ 472,000	\$ 456,422	3.3%

Capital Expenditures:

Special Projects
Property Acquisition



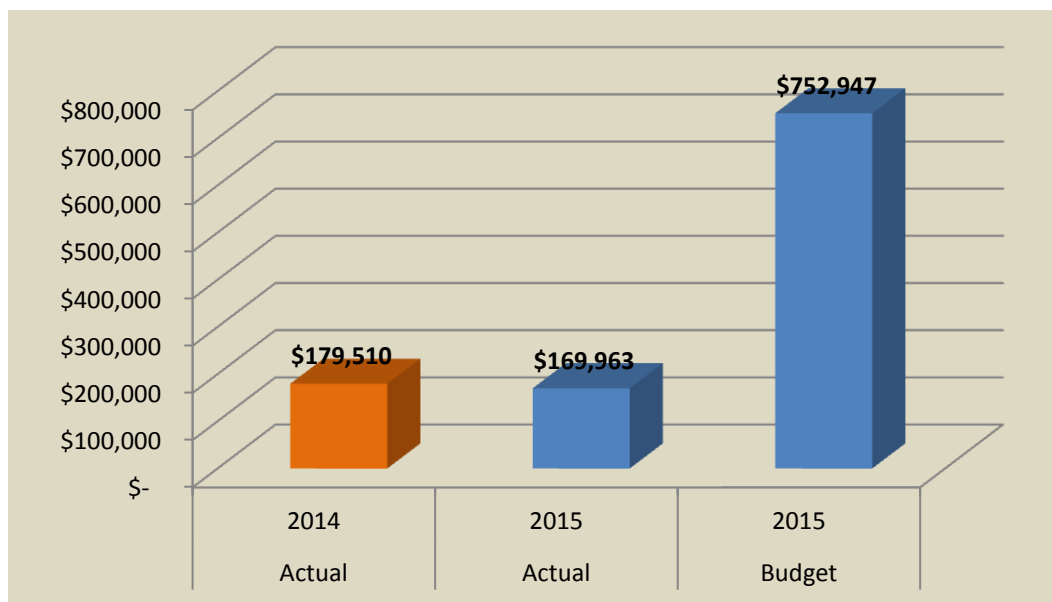
50.00% Through the Fiscal Year

City of Dallas
Monthly Financials
December 2014

Department: General Obligation and Long Term Debt Funds

Description	Year-to-Date Actual 2014	Year-to-Date Actual 2015	Budget 2015	Budget Remaining	Percent Collected
Revenue					
Property Taxes	\$ 658,687	\$ 625,699	\$ 670,000	\$ 44,301	93.4%
Transfers	53,410	56,497	112,994	56,497	50.0%
	\$ 712,096	\$ 682,196	\$ 782,994	\$ 100,798	87.1%

Description	Year-to-Date Actual 2014	Year-to-Date Actual 2015	Budget 2015	Budget Remaining	Percent Spent
Expenditures					
Principal	\$ 75,000	\$ 80,000	\$ 575,000	\$ 495,000	13.9%
Interest	104,510	89,963	177,947	87,984	50.6%
	\$ 179,510	\$ 169,963	\$ 752,947	\$ 582,984	22.6%



50.00% Through the Fiscal Year