

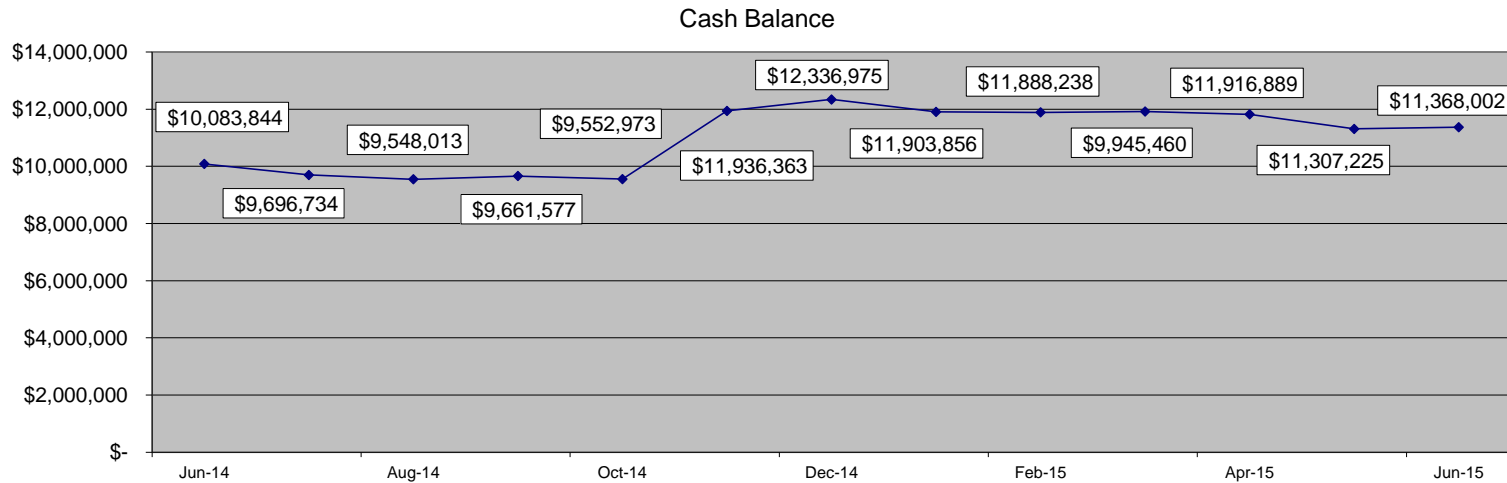


**Monthly Financials**  
**for the Month of**  
**June 2015**

**CITY OF DALLAS**  
**Cash Report**  
**For the Period Ending June 30, 2015**

Cash on hand	\$ 645
Cash in Investments	10,611,014
Cash in Bank	756,343
Total Cash Balance as of 6/30/2015	<u>\$ 11,368,002</u>

Restricted/Committed	\$ 7,379,097
Unrestricted	3,988,905
	<u>\$ 11,368,002</u>



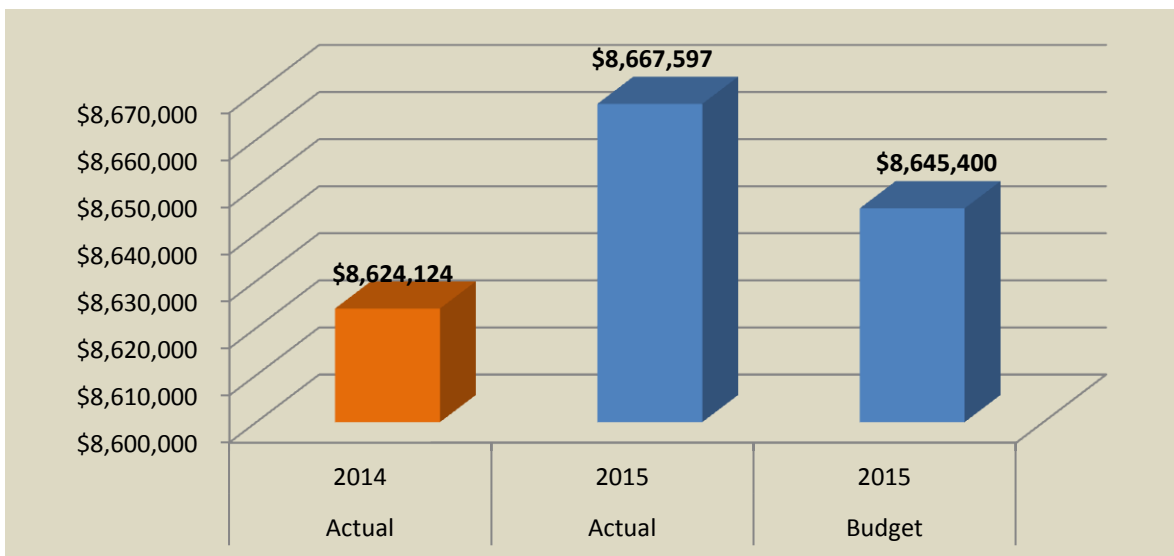
**Investment Breakdown**

	<u>Ending Bal</u>	<u>Interest YTD</u>
LGIP	\$ 9,432,290	\$ 41,784
Wells Fargo Savings	1,178,724	\$ 354
	<u>\$ 10,611,014</u>	<u>\$ 42,138</u>

**City of Dallas**  
**Monthly Financials**  
**June 2015**

**General Fund Revenue**

Description	Year-to-Date	Year-to-Date	Budget 2015	Budget Remaining	Percent Collected
	Actual 2014	Actual 2015			
Licenses, Permits and Fees	\$ 1,717,701	\$ 1,586,092	\$ 1,419,500	\$ (166,592)	111.7%
Fines and Forfeitures	134,291	176,772	220,000	43,228	80.4%
Recreation Fees	456,544	465,639	485,000	19,361	96.0%
Library Fees	97,542	82,763	81,500	(1,263)	101.6%
Property Taxes	3,365,340	3,544,150	3,495,000	(49,150)	101.4%
Miscellaneous Taxes	225,700	196,167	231,000	34,833	84.9%
Franchise Fees	1,076,243	993,556	1,095,000	101,444	90.7%
Inter-governmental	190,181	178,356	192,000	13,644	92.9%
Miscellaneous Revenue	50,408	89,395	40,000	(49,395)	223.5%
Interest Earnings	14,237	15,053	15,000	(53)	100.4%
Transfers	1,295,939	1,339,653	1,371,400	31,747	97.7%
	<b>\$ 8,624,124</b>	<b>\$ 8,667,597</b>	<b>\$ 8,645,400</b>	<b>\$ (22,197)</b>	<b>100.3%</b>

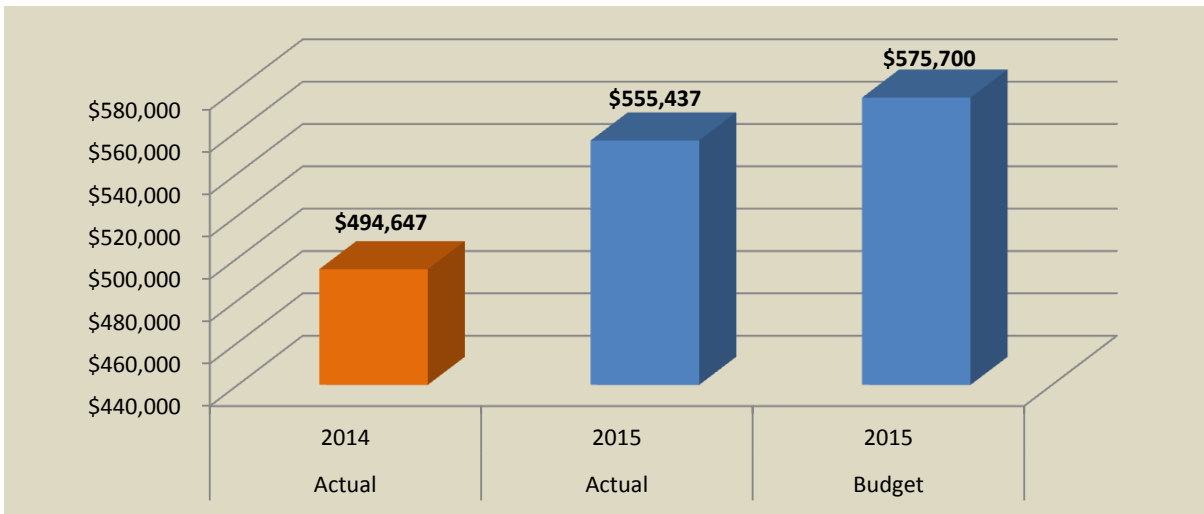


**100.00% Through the Fiscal Year**

**City of Dallas**  
**Monthly Financials**  
**June 2015**

**Department: Administration**

Description	Year-to-Date		Budget 2015	Budget Remaining	Percent Spent
	Actual 2014	Actual 2015			
Personnel Services	\$ 368,359	\$ 411,600	\$ 404,000	\$ (7,600)	101.9%
Materials and Supplies	126,288	143,837	171,700	27,863	83.8%
	<b>\$ 494,647</b>	<b>\$ 555,437</b>	<b>\$ 575,700</b>	<b>\$ 20,263</b>	<b>96.5%</b>

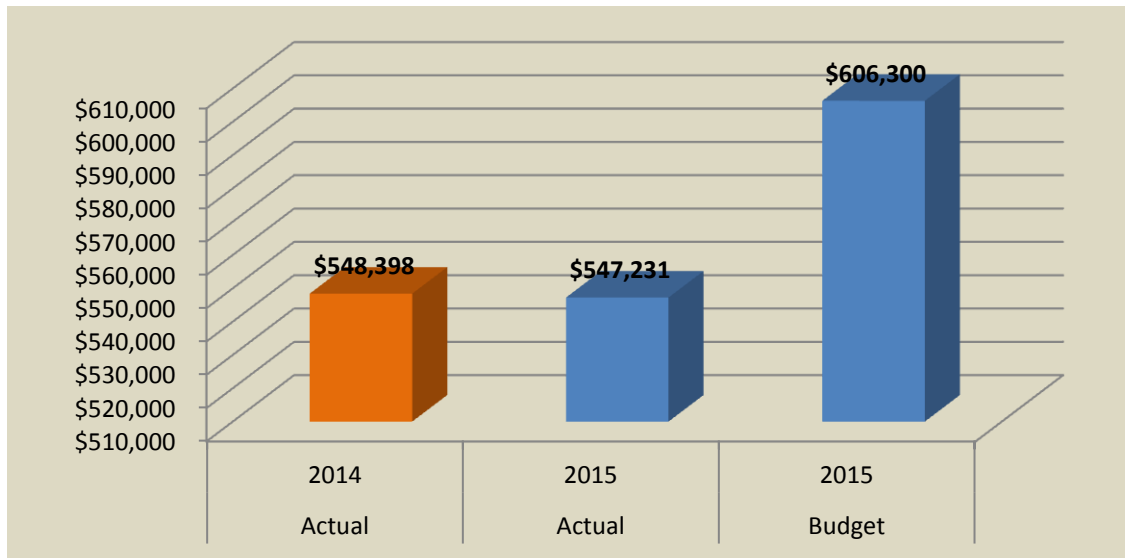


**100.00% Through the Fiscal Year**

**City of Dallas**  
**Monthly Financials**  
**June 2015**

**Department: Finance**

Description	Year-to-Date		Budget 2015	Budget Remaining	Percent Spent
	Actual 2014	Actual 2015			
Personnel Services	\$ 349,069	\$ 342,665	\$ 384,000	\$ 41,335	89.2%
Materials and Supplies	199,329	204,566	222,300	17,734	92.0%
	<b>\$ 548,398</b>	<b>\$ 547,231</b>	<b>\$ 606,300</b>	<b>\$ 59,069</b>	<b>90.3%</b>

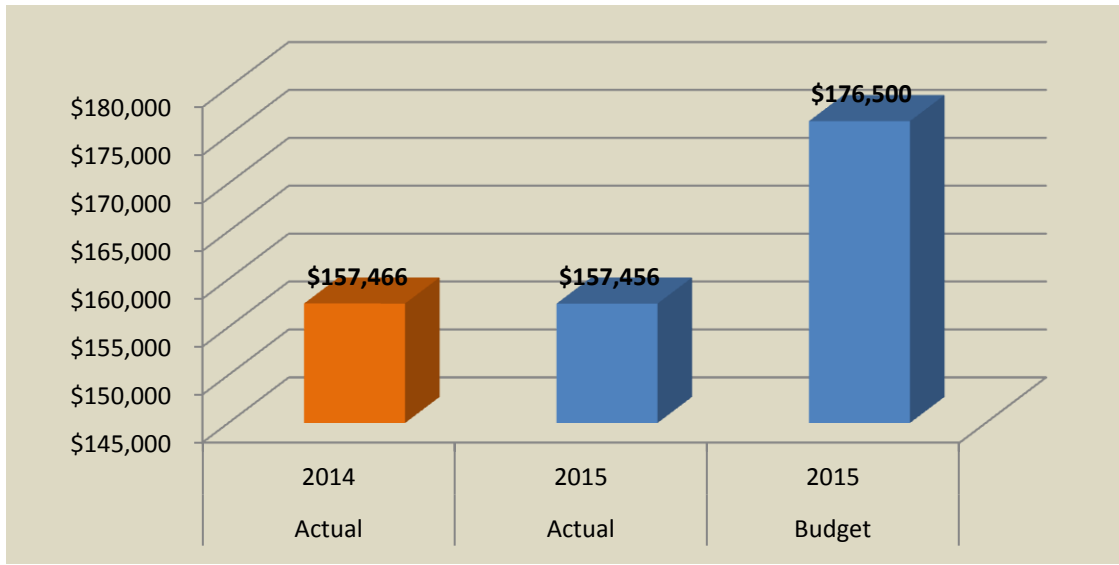


**100.00% Through the Fiscal Year**

**City of Dallas**  
**Monthly Financials**  
**June 2015**

**Department: Facilities**

Description	Year-to-Date		Year-to-Date		Budget 2015	Budget Remaining	Percent Spent
	Actual 2014	Actual 2015	Actual 2015	Budget 2015			
Personnel Services	\$ 105,083	\$ 104,224	\$ 104,224	\$ 111,000	\$ 6,776	93.9%	
Materials and Supplies	52,384	53,232	53,232	65,500	12,268	81.3%	
	<b>\$ 157,466</b>	<b>\$ 157,456</b>	<b>\$ 157,456</b>	<b>\$ 176,500</b>	<b>\$ 19,044</b>	<b>89.2%</b>	

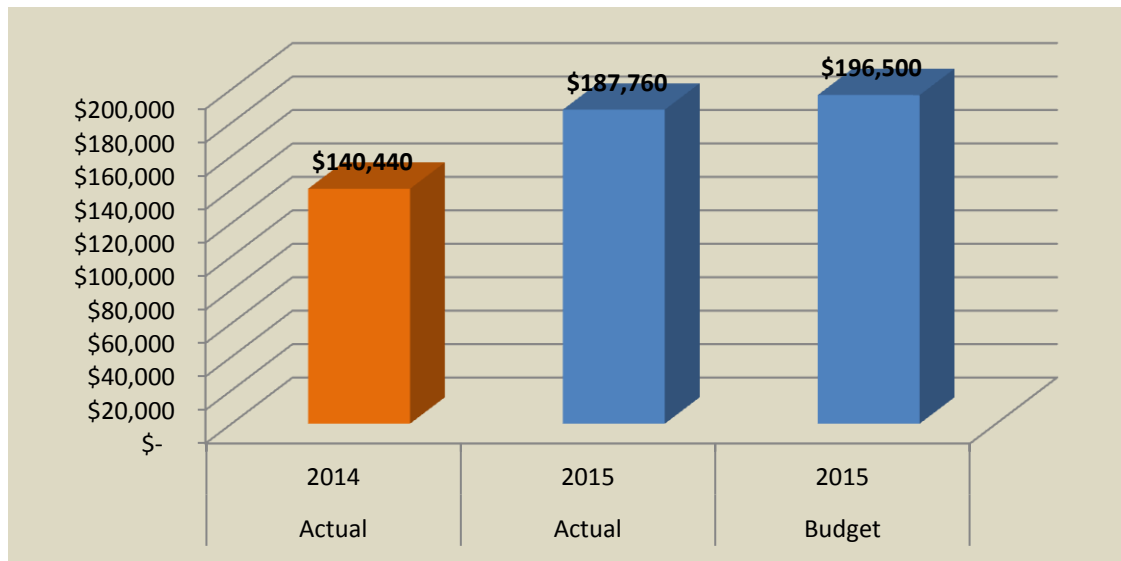


**100.00% Through the Fiscal Year**

**City of Dallas**  
**Monthly Financials**  
**June 2015**

**Department: Municipal Court**

Description	Year-to-Date		Budget 2015	Budget Remaining	Percent Spent
	Actual 2014	Actual 2015			
Personnel Services	\$ 103,471	\$ 88,709	\$ 100,000	\$ 11,291	88.7%
Materials and Supplies	36,969	99,051	96,500	(2,551)	102.6%
	<b>\$ 140,440</b>	<b>\$ 187,760</b>	<b>\$ 196,500</b>	<b>\$ 8,740</b>	<b>95.6%</b>

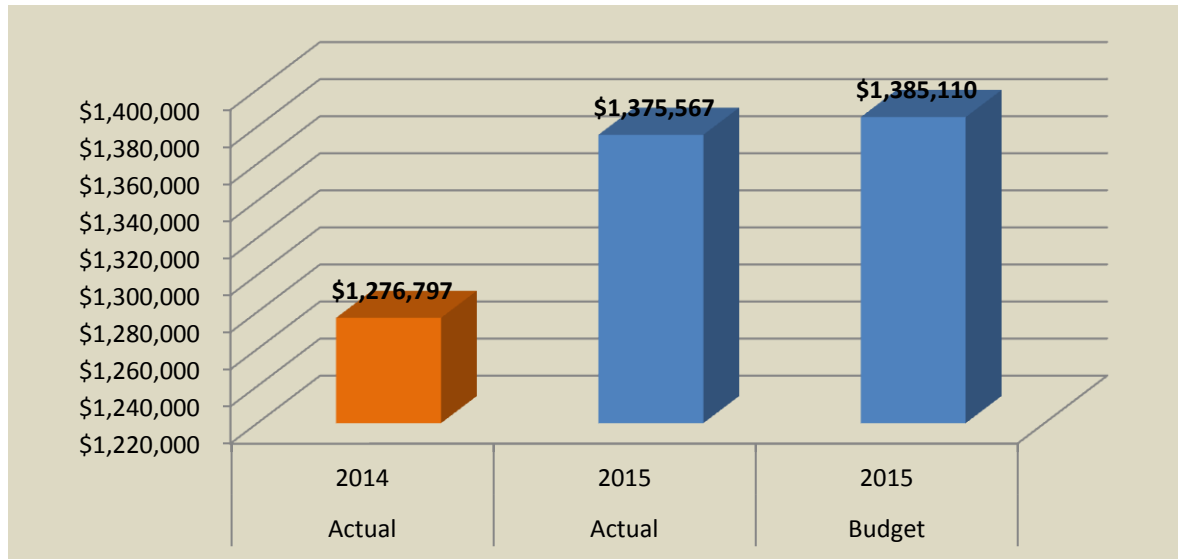


**100.00% Through the Fiscal Year**

**City of Dallas**  
**Monthly Financials**  
**June 2015**

**Department: Ambulance**

Description	Year-to-Date		Budget 2015	Budget Remaining	Percent Spent
	Actual 2014	Actual 2015			
Personnel Services	\$ 902,343	\$ 992,336	\$ 997,000	\$ 4,664	99.5%
Materials and Supplies	307,152	312,421	317,300	4,879	98.5%
Debt Service	37,303	40,810	40,810	-	100.0%
Transfers	30,000	30,000	30,000	-	100.0%
	<b>\$ 1,276,797</b>	<b>\$ 1,375,567</b>	<b>\$ 1,385,110</b>	<b>\$ 9,543</b>	<b>99.3%</b>



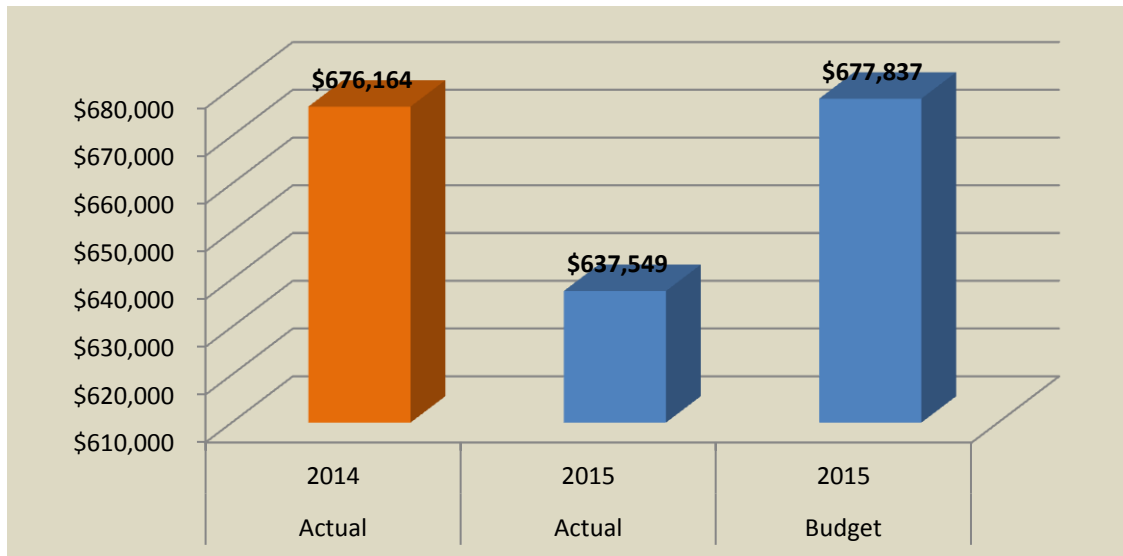
**100.00% Through the Fiscal Year**



**City of Dallas**  
**Monthly Financials**  
**June 2015**

**Department: Fire**

Description	Year-to-Date	Year-to-Date	Budget 2015	Budget Remaining	Percent Spent
	Actual 2014	Actual 2015			
Personnel Services	\$ 368,677	\$ 281,787	\$ 265,000	\$ (16,787)	106.3%
Materials and Supplies	278,087	326,362	358,500	32,138	91.0%
Debt Service	-	-	24,937	24,937	0.0%
Transfers	29,400	29,400	29,400	-	100.0%
	<b>\$ 676,164</b>	<b>\$ 637,549</b>	<b>\$ 677,837</b>	<b>\$ 40,288</b>	<b>94.1%</b>

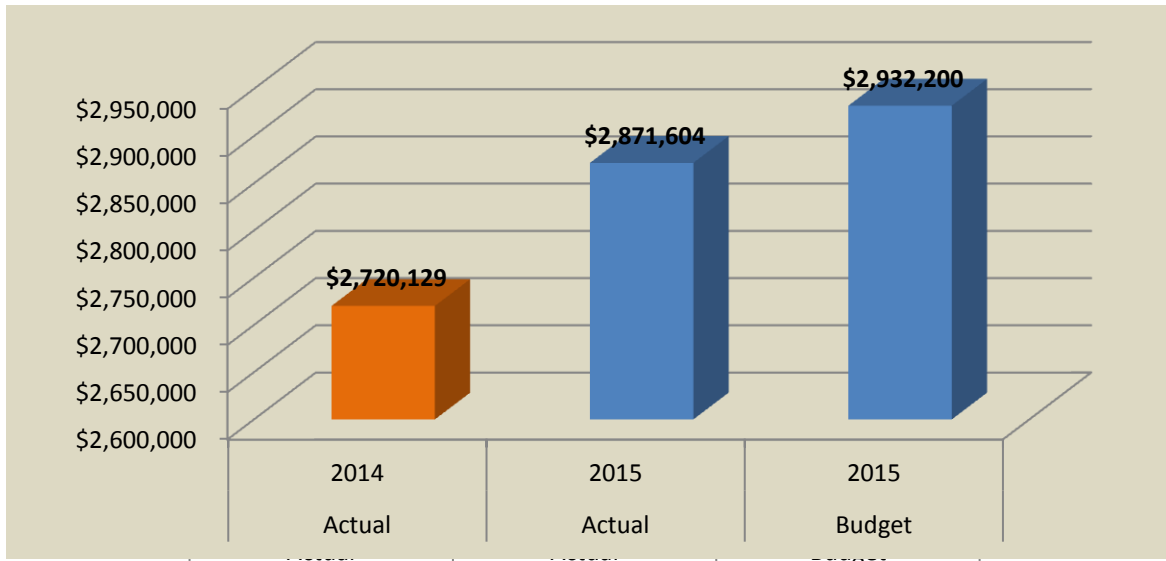


**100.00% Through the Fiscal Year**

**City of Dallas**  
**Monthly Financials**  
**June 2015**

**Department: Police**

Description	Year-to-Date	Year-to-Date	Budget 2015	Budget Remaining	Percent Spent
	Actual 2014	Actual 2015			
Personnel Services	\$ 2,303,708	\$ 2,423,775	\$ 2,444,000	\$ 20,225	99.2%
Materials and Supplies	389,421	406,829	447,200	40,371	91.0%
Transfers	27,000	41,000	41,000	-	100.0%
	<b>\$ 2,720,129</b>	<b>\$ 2,871,604</b>	<b>\$ 2,932,200</b>	<b>\$ 60,596</b>	<b>97.9%</b>

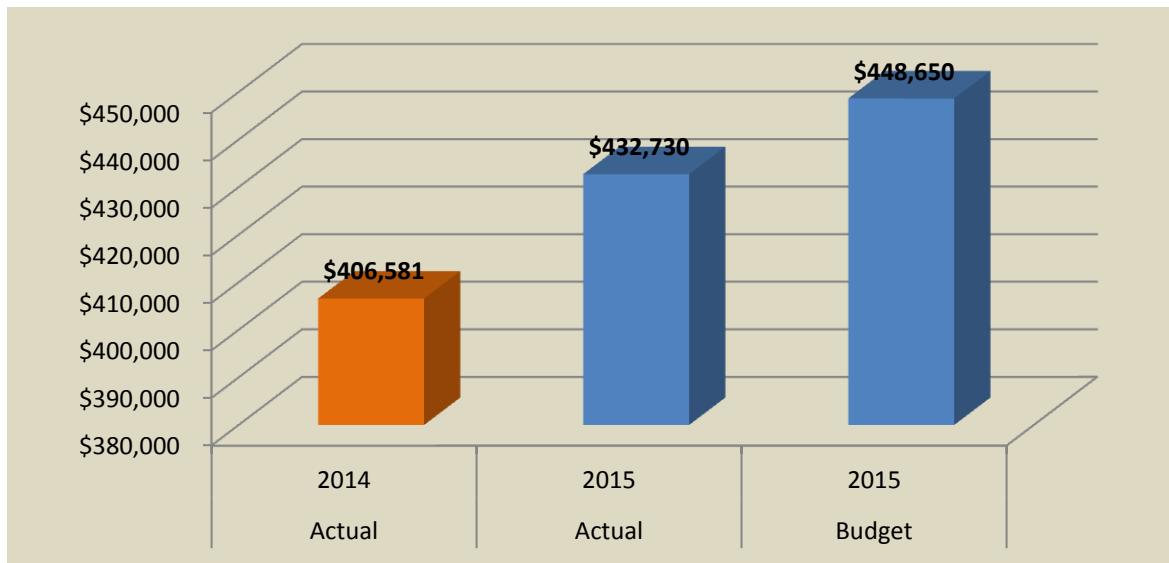


**100.00% Through the Fiscal Year**

**City of Dallas**  
**Monthly Financials**  
**June 2015**

**Department: Library**

Description	Year-to-Date		Budget 2015	Budget Remaining	Percent Spent
	Actual 2014	Actual 2015			
Personnel Services	\$ 338,275	\$ 363,214	\$ 366,000	\$ 2,786	99.2%
Materials and Supplies	68,305	69,516	82,650	13,134	84.1%
	<b>\$ 406,581</b>	<b>\$ 432,730</b>	<b>\$ 448,650</b>	<b>\$ 15,920</b>	<b>96.5%</b>

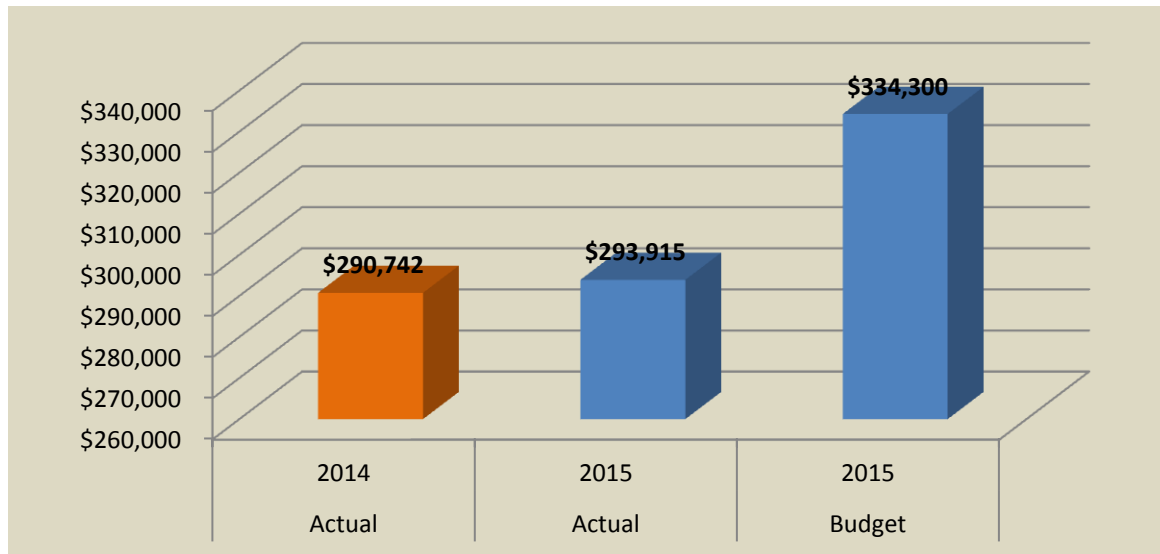


**100.00% Through the Fiscal Year**

**City of Dallas**  
**Monthly Financials**  
**June 2015**

**Department: Parks**

Description	Year-to-Date	Year-to-Date	Budget 2015	Budget Remaining	Percent Spent
	Actual 2014	Actual 2015			
Personnel Services	\$ 210,195	\$ 222,905	\$ 220,000	\$ (2,905)	101.3%
Materials and Supplies	75,546	62,710	106,000	43,290	59.2%
Transfers	5,000	8,300	8,300	-	100.0%
	<b>\$ 290,742</b>	<b>\$ 293,915</b>	<b>\$ 334,300</b>	<b>\$ 40,385</b>	<b>87.9%</b>

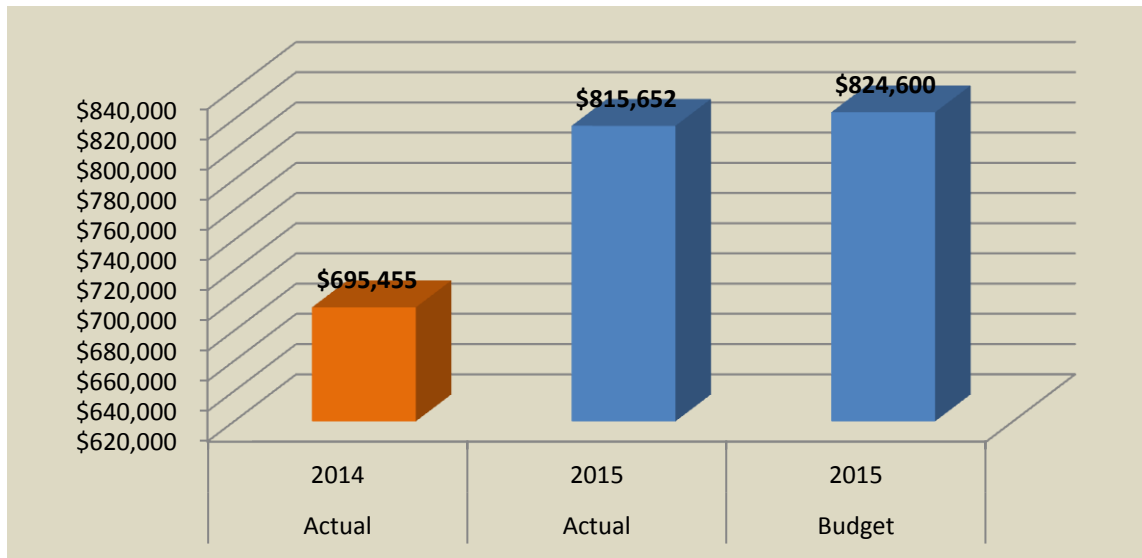


**100.00% Through the Fiscal Year**

**City of Dallas**  
**Monthly Financials**  
**June 2015**

**Department: Aquatic Center**

Description	Year-to-Date	Year-to-Date	Budget 2015	Budget Remaining	Percent Spent
	Actual 2014	Actual 2015			
Personnel Services	\$ 418,661	\$ 459,137	\$ 467,000	\$ 7,863	98.3%
Materials and Supplies	276,794	306,516	307,600	1,084	99.6%
Transfers	-	50,000	50,000	-	100.0%
	<b>\$ 695,455</b>	<b>\$ 815,652</b>	<b>\$ 824,600</b>	<b>\$ 8,948</b>	<b>98.9%</b>

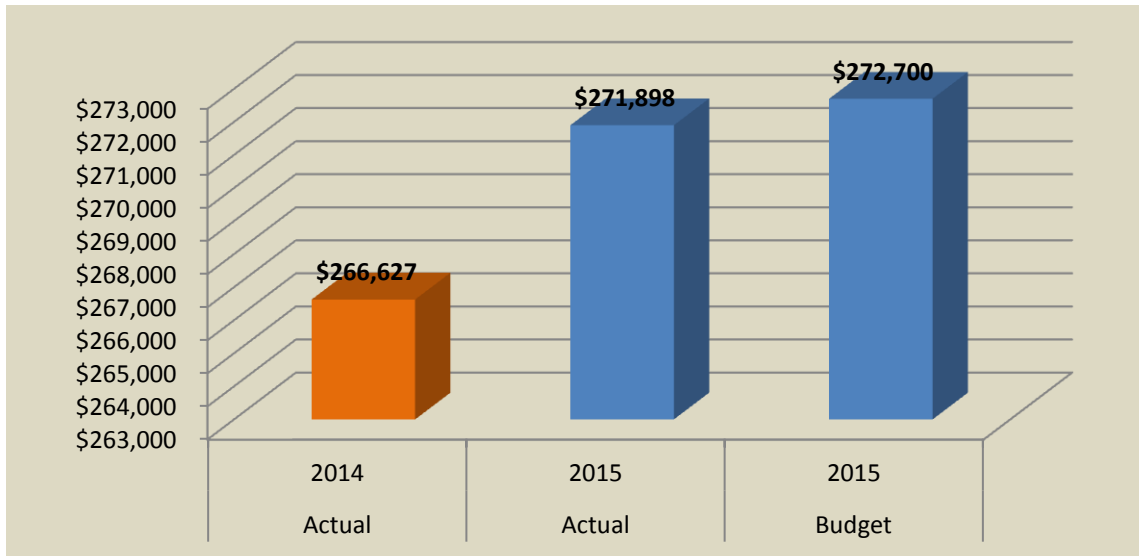


**100.00% Through the Fiscal Year**

**City of Dallas**  
**Monthly Financials**  
**June 2015**

**Department: Building Inspections**

Description	Year-to-Date	Year-to-Date	Budget 2015	Budget Remaining	Percent Spent
	Actual 2014	Actual 2015			
Personnel Services	\$ 249,746	\$ 251,283	\$ 253,000	\$ 1,717	99.3%
Materials and Supplies	16,881	16,615	15,700	(915)	105.8%
Transfers	-	4,000	4,000	-	100.0%
	<b>\$ 266,627</b>	<b>\$ 271,898</b>	<b>\$ 272,700</b>	<b>802</b>	<b>99.7%</b>

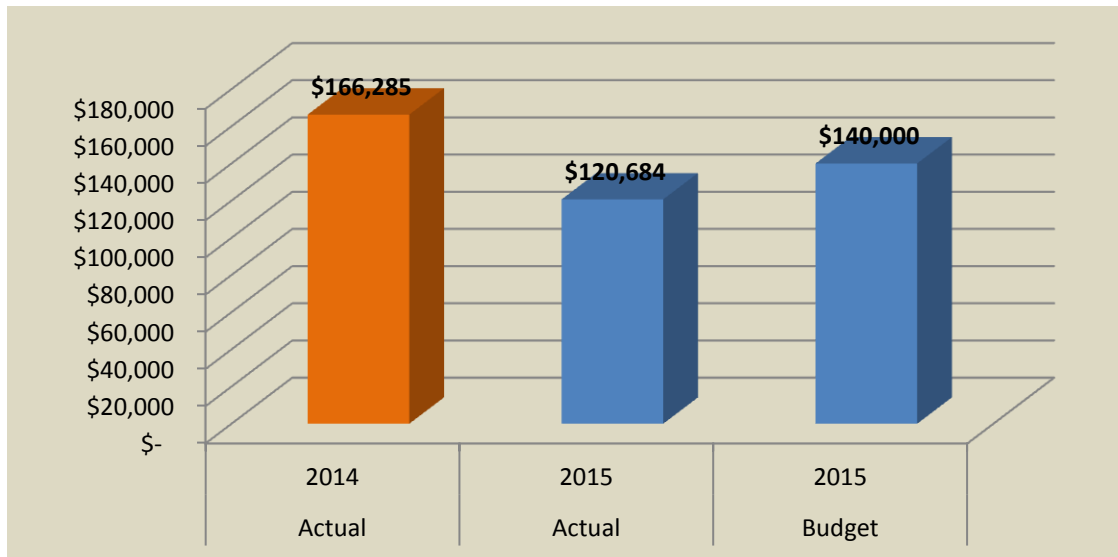


**100.00% Through the Fiscal Year**

**City of Dallas**  
**Monthly Financials**  
**June 2015**

**Department: Planning**

Description	Year-to-Date	Year-to-Date	Budget 2015	Budget Remaining	Percent Spent
	Actual 2014	Actual 2015			
Personnel Services	\$ 144,310	\$ 98,740	\$ 97,000	\$ (1,740)	101.8%
Materials and Supplies	18,575	18,544	39,600	21,056	46.8%
Transfers	3,400	3,400	3,400	-	100.0%
	<b>\$ 166,285</b>	<b>\$ 120,684</b>	<b>\$ 140,000</b>	<b>\$ 19,316</b>	<b>86.2%</b>



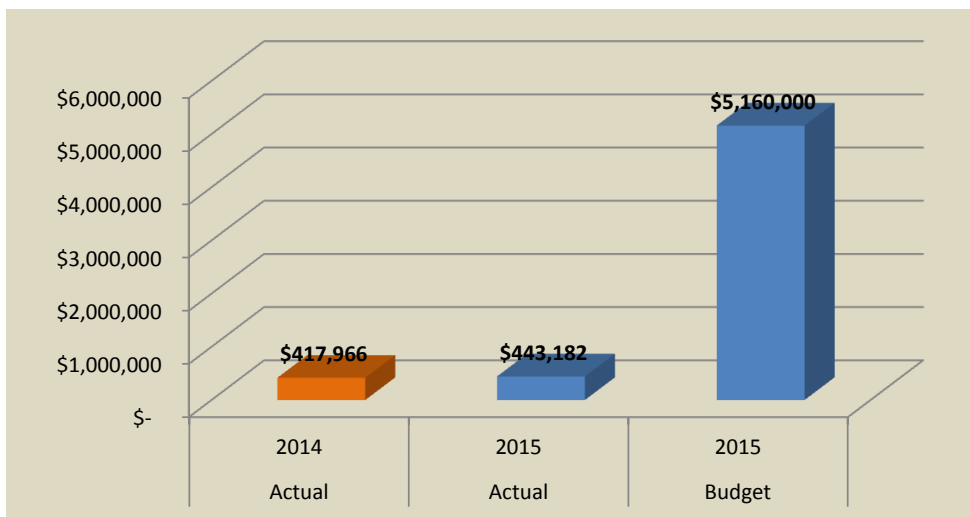
**100.00% Through the Fiscal Year**

**City of Dallas**  
**Monthly Financials**  
**June 2015**

Department: System Development Fund

Description	Year-to-Date		Budget 2015	Budget Remaining	Percent Collected
	Actual 2014	Actual 2015			
<b>Revenue</b>					
Streets SDC	\$ 62,886	\$ 81,680	\$ 50,000	\$ (31,680)	163.4%
Parks SDC	122,910	137,484	100,000	(37,484)	137.5%
Water SDC	219,746	247,678	175,000	(72,678)	141.5%
Sewer SDC	222,550	258,922	175,000	(83,922)	148.0%
Storm Water SDC	49,288	57,396	40,000	(17,396)	143.5%
Transfers	175,066	95,000	95,000	-	100.0%
	<b>\$ 852,445</b>	<b>\$ 878,160</b>	<b>\$ 635,000</b>	<b>\$ (243,160)</b>	<b>138.3%</b>

Description	Year-to-Date		Budget 2015	Budget Remaining	Percent Spent
	Actual 2014	Actual 2015			
<b>Expenditures</b>					
Street SDC Projects	\$ 191,488	\$ -	\$ 290,000	\$ 290,000	0.0%
Park SDC Projects	-	110,878	365,000	254,122	30.4%
Water SDC Projects	-	247,351	515,000	267,649	0.0%
Sewer SDC Projects	196,478	4	3,870,000	3,869,996	0.0%
Storm Water SDC Projects	30,000	84,949	120,000	35,051	70.8%
	<b>\$ 417,966</b>	<b>\$ 443,182</b>	<b>\$ 5,160,000</b>	<b>\$ 4,716,818</b>	<b>8.6%</b>



**100.00% Through the Fiscal Year**



**City of Dallas**  
**Monthly Financials**  
**June 2015**

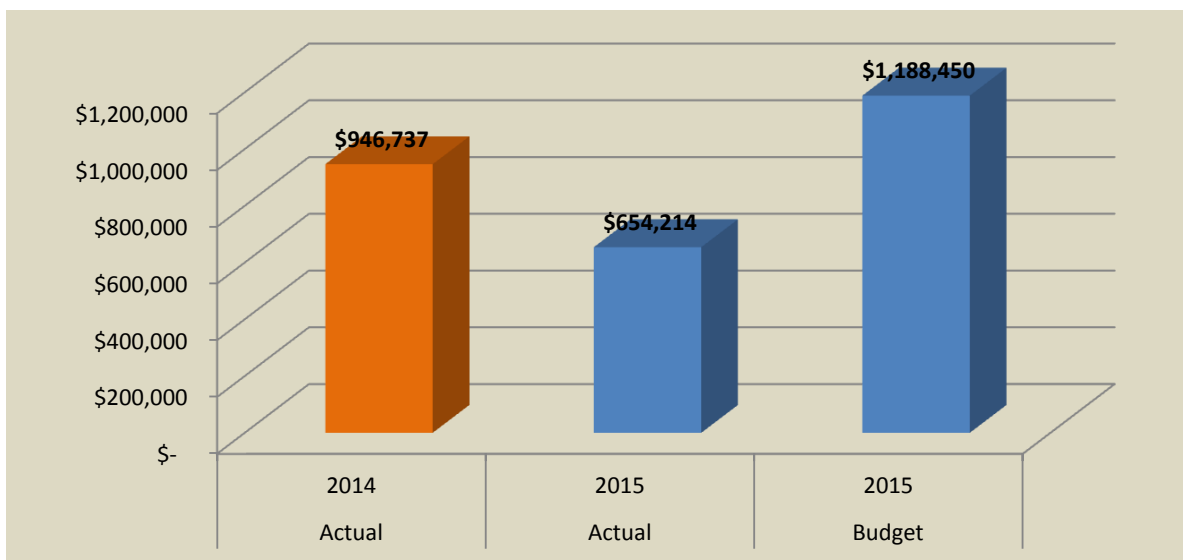
**Department: Streets**

Description	Year-to-Date	Year-to-Date	Budget 2015	Budget Remaining	Percent Collected
	Actual 2014	Actual 2015			
<b>Revenue</b>					
Highway Reimbursement & Appropriations	\$ 1,010,203	\$ 999,264	\$ 1,095,000	\$ 95,736	91.3%
Miscellaneous Revenue and Interest	68,435	6,695	5,000	(1,695)	133.9%
	<b>\$ 1,078,638</b>	<b>\$ 1,005,959</b>	<b>\$ 1,100,000</b>	<b>\$ 94,041</b>	<b>91.5%</b>

Description	Year-to-Date	Year-to-Date	Budget 2015	Budget Remaining	Percent Spent
	Actual 2014	Actual 2015			
<b>Expenditures</b>					
Personnel Services	\$ 284,656	\$ 282,898	\$ 302,000	\$ 19,102	93.7%
Materials and Supplies	263,351	236,545	306,700	70,155	77.1%
Capital Outlay	318,730	51,271	496,250	444,979	10.3%
Transfers	80,000	83,500	83,500	-	100.0%
	<b>\$ 946,737</b>	<b>\$ 654,214</b>	<b>\$ 1,188,450</b>	<b>\$ 534,236</b>	<b>55.0%</b>

Capital Expenditures:

Contractual Overlays - \$350,000  
Sidewalks - \$20,000  
Equipment - \$51,250



**100.00% Through the Fiscal Year**

**City of Dallas**  
**Monthly Financials**  
**June 2015**

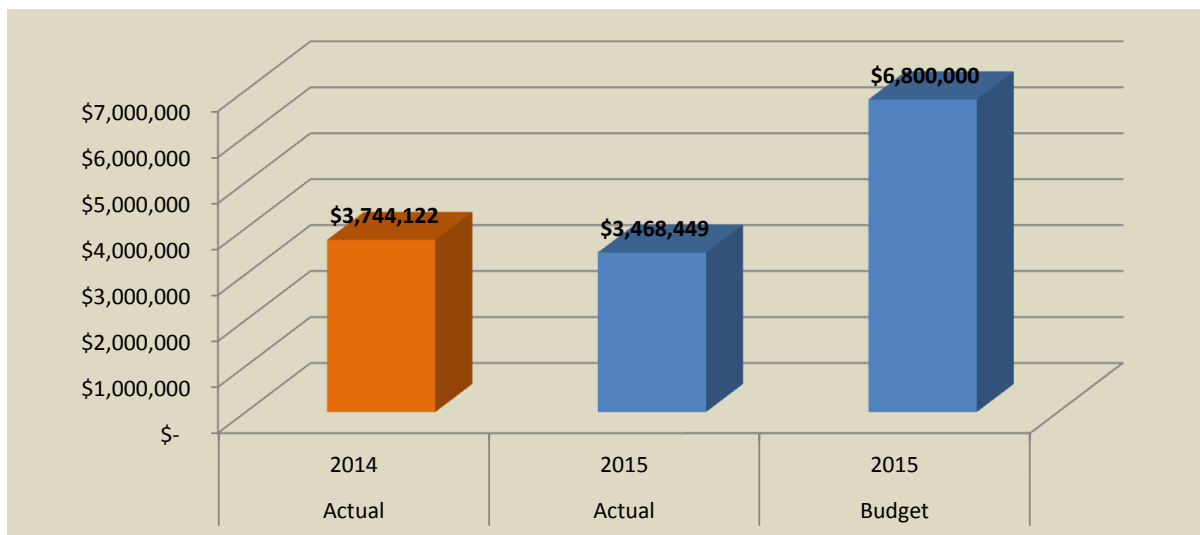
**Department: Sewer**

Description	Year-to-Date		Budget 2015	Budget Remaining	Percent Collected
	Actual 2014	Actual 2015			
<b>Revenue</b>					
Service Charges and Hook Up Fees	\$ 3,026,851	\$ 3,141,744	\$ 3,140,000	\$ (1,744)	100.1%
Miscellaneous Revenue and Interest	359,606	148,765	2,340,000	\$ 2,191,235	6.4%
	<b>\$ 3,386,458</b>	<b>\$ 3,290,509</b>	<b>\$ 5,480,000</b>	<b>\$ 2,189,491</b>	<b>60.0%</b>

Description	Year-to-Date		Budget 2015	Budget Remaining	Percent Spent
	Actual 2014	Actual 2015			
<b>Expenditures</b>					
Personnel Services	\$ 585,886	\$ 597,290	\$ 617,000	\$ 19,710	96.8%
Materials and Supplies	1,003,696	1,107,322	1,128,000	20,678	98.2%
Capital Outlay	591,005	185,686	866,250	680,564	21.4%
Transfers	559,000	580,000	580,000	-	100.0%
Debt Service	1,004,534	998,150	3,608,750	2,610,600	27.7%
	<b>\$ 3,744,122</b>	<b>\$ 3,468,449</b>	<b>\$ 6,800,000</b>	<b>\$ 3,331,551</b>	<b>51.0%</b>

Capital Expenditures:

- Equipment - \$16,250
- Rickereall Crk Interceptor CIP - \$500,000
- Siphon Replacement - \$100,000
- I & I - \$50,000
- Pump Station Upgrade - \$100,000
- WWTF Equipment Replacement - \$50,000
- Sewer Replacement Projects - \$50,000



**100.00% Through the Fiscal Year**

**City of Dallas**  
**Monthly Financials**  
**June 2015**

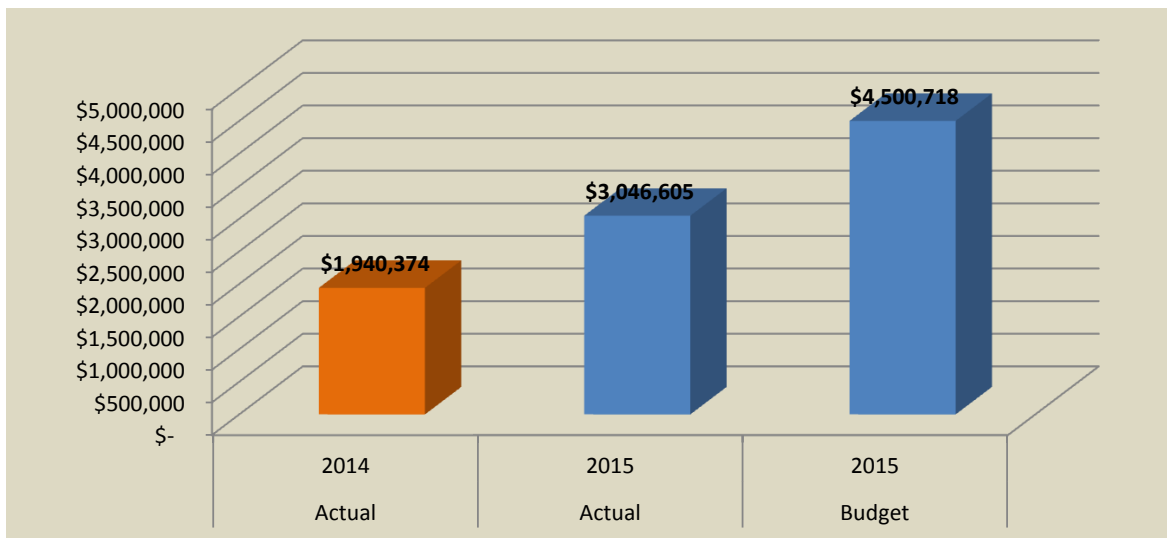
Department: Water

Description	Year-to-Date		Budget 2015	Budget Remaining	Percent Collected
	Actual 2014	Actual 2015			
<b>Revenue</b>					
Service Charges and Connection Fees	\$ 2,088,423	\$ 2,263,294	\$ 2,255,000	\$ (8,294)	100.4%
Miscellaneous Revenue and Interest	100,918	1,197,098	4,085,000	2,887,902	29.3%
	<b>\$ 2,189,341</b>	<b>\$ 3,460,392</b>	<b>\$ 6,340,000</b>	<b>\$ 2,879,608</b>	<b>54.6%</b>

Description	Year-to-Date		Budget 2015	Budget Remaining	Percent Spent
	Actual 2014	Actual 2015			
<b>Expenditures</b>					
Personnel Services	\$ 393,706	\$ 402,712	\$ 422,000	\$ 19,288	95.4%
Materials and Supplies	702,904	719,439	744,500	25,061	96.6%
Capital Outlay	61,796	1,128,242	2,216,250	1,088,008	50.9%
Transfers	347,967	445,000	445,000	-	100.0%
Debt Service	434,000	351,212	672,968	321,756	52.2%
	<b>\$ 1,940,374</b>	<b>\$ 3,046,605</b>	<b>\$ 4,500,718</b>	<b>\$ 1,454,113</b>	<b>67.7%</b>

Capital Expenditures:

- Equipment - \$16,250
- WTP Weir Replacement - \$50,000
- Land Acquisition - \$800,000
- Transmission Water Line - \$100,000
- AMR Project- \$1,200,000
- Water Line Replacement Project - \$50,000



100.00% Through the Fiscal Year

**City of Dallas**  
**Monthly Financials**  
**June 2015**

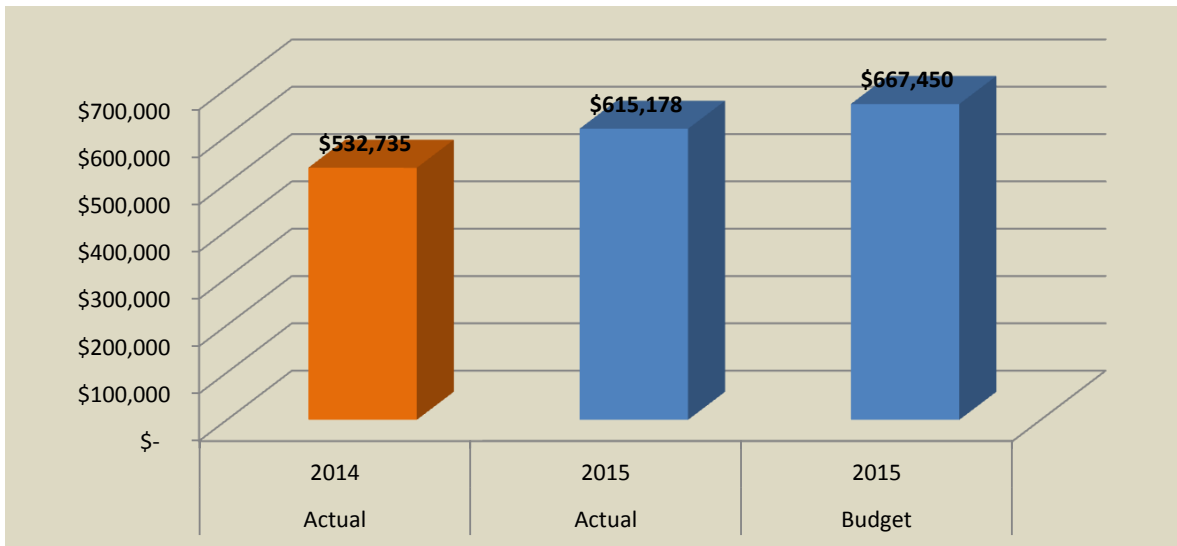
Department: Fleet

Description	Year-to-Date		Budget 2015	Budget Remaining	Percent Collected
	Actual 2014	Actual 2015			
<b>Revenue</b>					
Service Charges and Total Care	\$ 444,393	\$ 529,688	\$ 495,000	\$ (34,688)	107.0%
Miscellaneous Revenue	79,800	104,600	104,600	-	100.0%
	<b>\$ 524,193</b>	<b>\$ 634,288</b>	<b>\$ 599,600</b>	<b>\$ (34,688)</b>	<b>105.8%</b>

Description	Year-to-Date		Budget 2015	Budget Remaining	Percent Spent
	Actual 2014	Actual 2015			
<b>Expenditures</b>					
Personnel Services	\$ 195,563	\$ 203,450	\$ 211,000	\$ 7,550	96.4%
Materials and Supplies	200,187	175,685	215,200	39,515	81.6%
Capital Outlay	56,985	156,043	161,250	5,207	96.8%
Transfers	80,000	80,000	80,000	-	100.0%
	<b>\$ 532,735</b>	<b>\$ 615,178</b>	<b>\$ 667,450</b>	<b>\$ 52,272</b>	<b>92.2%</b>

Capital Expenditures:

Equipment - \$41,250  
 Vehicles - \$90,000 (Police, Planning)  
 Building Improvements - \$30,000



100.00% Through the Fiscal Year

**City of Dallas**  
**Monthly Financials**  
**June 2015**

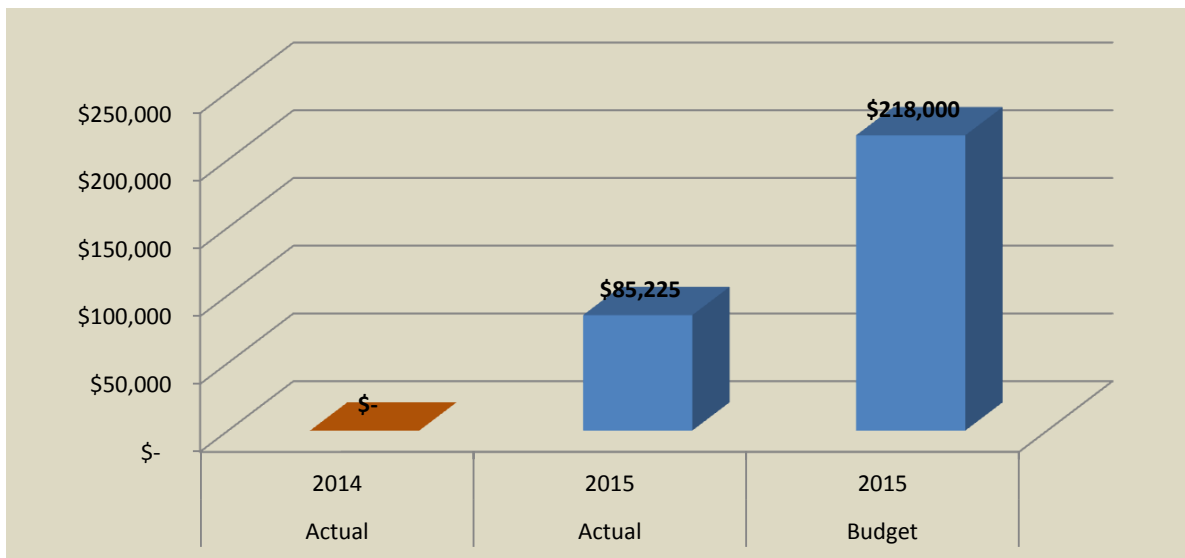
**Department: Capital Projects**

Description	Year-to-Date		Budget 2015	Budget Remaining	Percent Collected
	Actual 2014	Actual 2015			
<b>Revenue</b>					
Transfers	\$ -	\$ 218,000	\$ 218,000	\$ -	100.0%
	<b>\$ -</b>	<b>\$ 218,000</b>	<b>\$ 218,000</b>	<b>\$ -</b>	<b>100.0%</b>

Description	Year-to-Date		Budget 2015	Budget Remaining	Percent Spent
	Actual 2014	Actual 2015			
<b>Expenditures</b>					
Capital Outlay	-	85,225	218,000	132,775	39.1%
	<b>\$ -</b>	<b>\$ 85,225</b>	<b>\$ 218,000</b>	<b>\$ 132,775</b>	<b>39.1%</b>

General Fund Capital Projects:

- Fire Department - \$24,000 match for training facility grant
- Aquatic Center - \$12,000 upgrade chemical feed controllers
- Police Department - \$8,000 tasers; \$15,000 storage improvements
- Library - \$14,000 furniture and building upgrades
- Parks - \$75,000 restroom rehab
- Finance/Court - \$15,000 vault filing system upgrades
- Facilities - \$7,000 replace upstairs flooring



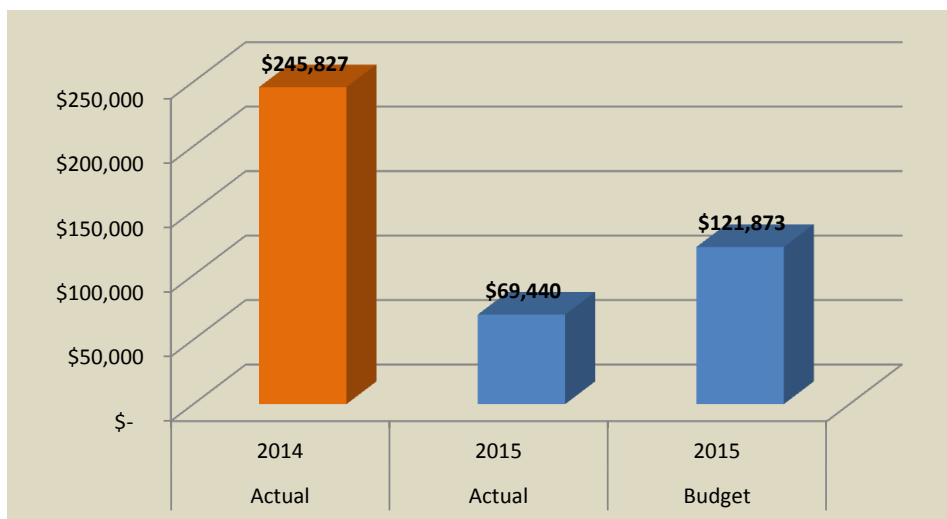
**100.00% Through the Fiscal Year**

**City of Dallas**  
**Monthly Financials**  
**June 2015**

**Department: Trust Fund**

Description	Year-to-Date		Budget 2015	Budget Remaining	Percent Collected
	Actual 2014	Actual 2015			
<b>Revenue</b>					
Fire and Ambulance	\$ 29,684	\$ 44,604	\$ 29,500	\$ (15,104)	151.2%
Miscellaneous	591	791	500	(291)	158.2%
Economic Development	20,000	17,000	20,000	3,000	85.0%
Park	3,069	320	3,000	2,680	10.7%
Library	26,074	13,065	20,000	6,935	65.3%
	<b>\$ 79,418</b>	<b>\$ 75,780</b>	<b>\$ 73,000</b>	<b>\$ (2,780)</b>	<b>103.8%</b>

Description	Year-to-Date		Budget 2015	Budget Remaining	Percent Spent
	Actual 2014	Actual 2015			
<b>Expenditures</b>					
Fire and Ambulance	\$ 32,483	\$ 34,558	\$ 67,048	\$ 32,490	51.5%
Miscellaneous	1,732	159	1,325	1,166	12.0%
Economic Development	28,419	19,003	23,500	4,497	80.9%
Park	1,868	397	8,000	7,604	5.0%
Library	16,598	15,323	22,000	6,677	69.7%
Transfers	164,727	-	-	-	0.0%
	<b>\$ 245,827</b>	<b>\$ 69,440</b>	<b>\$ 121,873</b>	<b>\$ 52,433</b>	<b>57.0%</b>



**100.00% Through the Fiscal Year**

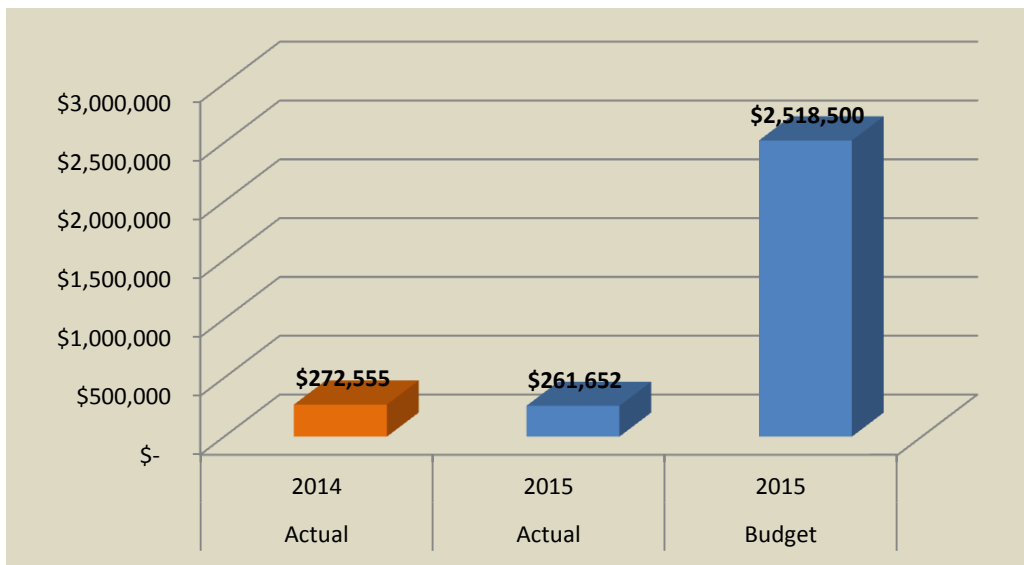
**City of Dallas**  
**Monthly Financials**  
**June 2015**

**Department: Grant Fund**

Description	Year-to-Date		Budget 2015	Budget Remaining	Percent Collected
	Actual 2014	Actual 2015			
<b>Revenue</b>					
Police	\$ 5,393	\$ 7,203	\$ 3,000	\$ (4,203)	240.1%
Fire	-	2,209	411,000	408,791	0.5%
Parks and Trails	-	500	550,000	549,500	0.1%
Miscellaneous	24,731	162,137	1,503,000	1,340,863	10.8%
	<b>\$ 30,124</b>	<b>\$ 172,049</b>	<b>\$ 2,467,000</b>	<b>\$ 2,294,951</b>	<b>7.0%</b>

Description	Year-to-Date		Budget 2015	Budget Remaining	Percent Spent
	Actual 2014	Actual 2015			
<b>Expenditures</b>					
Police	\$ -	\$ 34,576	\$ 54,000	\$ 19,424	64.0%
Fire	136,025	2,000	411,000	409,000	0.5%
Parks and Trails	134,085	62,940	550,000	487,060	11.4%
Miscellaneous	2,446	162,136	1,503,500	2,803	10.8%
	<b>\$ 272,555</b>	<b>\$ 261,652</b>	<b>\$ 2,518,500</b>	<b>\$ 918,287</b>	<b>10.4%</b>

Grant Projects: Police - vests, misc.  
 Fire - training facility  
 Parks and Trails - Rickreall Crk Trail System  
 Miscellaneous - CDBG; Ready to Read



**100.00% Through the Fiscal Year**

**City of Dallas**  
**Monthly Financials**  
**June 2015**

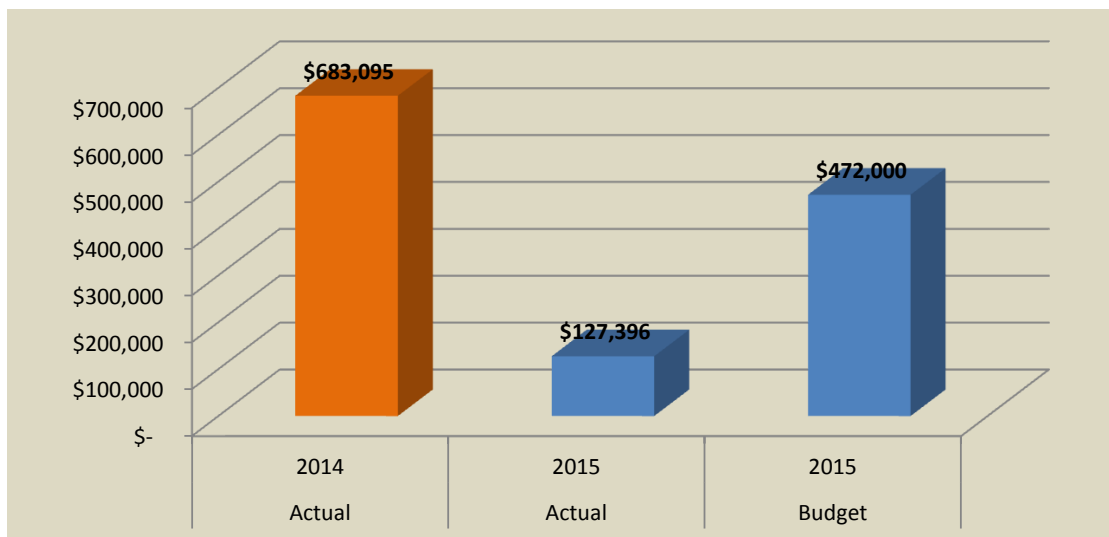
**Department: Urban Renewal Fund**

Description	Year-to-Date		Budget 2015	Budget Remaining	Percent Collected
	Actual 2014	Actual 2015			
<b>Revenue</b>					
Property Taxes	\$ 135,885	\$ 145,249	\$ 135,000	\$ (10,249)	107.6%
Interest Earnings	2,813	3,358	1,000	(2,358)	335.8%
Miscellaneous Revenue	50	-	1,000	1,000	0.0%
Finance Proceeds	750,000	-	-	-	0.0%
	<b>\$ 888,748</b>	<b>\$ 148,607</b>	<b>\$ 137,000</b>	<b>\$ (12,607)</b>	<b>108.5%</b>

Description	Year-to-Date		Budget 2015	Budget Remaining	Percent Spent
	Actual 2014	Actual 2015			
<b>Expenditures</b>					
Personal Services	\$ 15,890	\$ 15,697	\$ 16,000	\$ 303	98.1%
Materials and Services	16,318	7,847	36,000	28,153	21.8%
Debt Service Reserve	-	-	86,395	86,395	0.0%
Capital Expenditures	640,918	17,457	195,000	177,543	9.0%
Operation Contingencies	-	-	52,210	52,210	0.0%
Transfers	9,969	86,395	86,395	0	100.0%
	<b>\$ 683,095</b>	<b>\$ 127,396</b>	<b>\$ 472,000</b>	<b>\$ 344,604</b>	<b>27.0%</b>

Capital Expenditures:

Special Projects  
Property Acquisition



**100.00% Through the Fiscal Year**

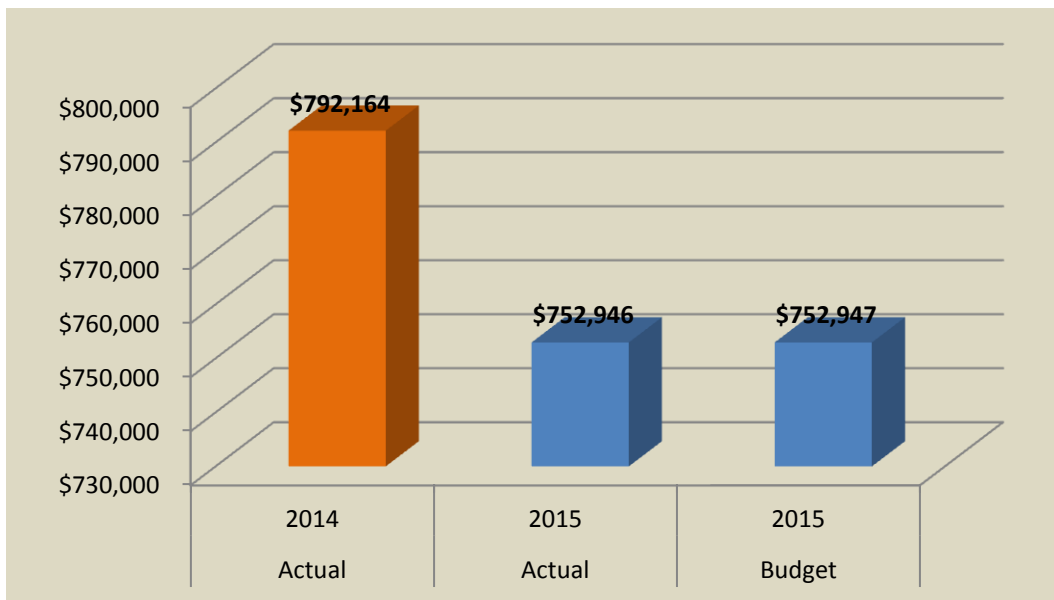


**City of Dallas**  
**Monthly Financials**  
**June 2015**

**Department: General Obligation and Long Term Debt Funds**

Description	Year-to-Date Actual 2014	Year-to-Date Actual 2015	Budget 2015	Budget Remaining	Percent Collected
<b>Revenue</b>					
Property Taxes	\$ 715,697	\$ 680,547	\$ 670,000	\$ (10,547)	101.6%
Transfers	109,625	112,993	112,994	1	100.0%
	<b>\$ 825,322</b>	<b>\$ 793,540</b>	<b>\$ 782,994</b>	<b>\$ (10,546)</b>	<b>101.3%</b>

Description	Year-to-Date Actual 2014	Year-to-Date Actual 2015	Budget 2015	Budget Remaining	Percent Spent
<b>Expenditures</b>					
Principal	\$ 585,000	\$ 575,000	\$ 575,000	\$ -	100.0%
Interest	207,164	177,946	177,947	1	100.0%
	<b>\$ 792,164</b>	<b>\$ 752,946</b>	<b>\$ 752,947</b>	<b>\$ 1</b>	<b>100.0%</b>



**100.00% Through the Fiscal Year**